

FLOOR CLEANING – Diesin Maxx

READ BEFORE STARTING PROCEDURE



Use your cleaning tools – Warning sign, mop & bucket, stiff brush

Please reference the relevant Safety Data Sheets, risk assessment and safe system at work documents.



WS.TC.056.01

1

Always wear correct PPE




2

Place a Warning sign at the entrances



3

Sweep the floor to remove debris and heavy dirt before cleaning



4

Dose product in to bucket of cold water




5

Apply solution to the floor and allow contact time of 5-10mins




6

Use a stiff brush to remove hard soils




7

Mop up excess liquid



8

Rinse floor with clean water and mop



Helpline: 02920 855540

ECOLAB[®]