

# FOOD MIXER – Assert Clean

## READ BEFORE STARTING PROCEDURE



Use your cleaning tools –  
Blue Paper Towel

Please reference the relevant  
Safety Data Sheets, risk  
assessment and safe system  
at work documents.



WS.TC.068.01


1

Always wear correct PPE



2

**Work Safely**  
Unplug item



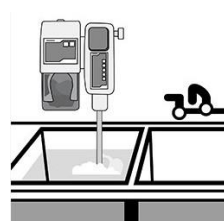
3

Remove debris  
and heavy dirt  
before cleaning



4

Fill sink with  
warm water and  
add Assert Clean




5

Add removable  
mixer parts to  
sink to be  
cleaned



6

Leave to soak.  
Wash and  
rinse mixer  
parts



7

Using blue paper  
towel, clean the  
stationary parts  
of the mixer



8

When parts  
are dry,  
reassemble  
the mixer



Helpline: 02920 855540

**ECOLAB**<sup>®</sup>