





PRODUCT ASSESSMENT - CPA

The SDS for this product – although it is not specifically required – is available from: <https://en-uk.ecolab.com/sds-search>

Product Name & Description:	Sanichlor	Disinfectant	
Product Classification: (in concentrate form)	 	Signal Word: Warning	 
Product Classification: (when diluted and in use)	Not a hazardous substance or mixture	*Causes serious eye irritation *May cause respiratory irritation *Very toxic to aquatic life with long lasting effects	You MUST refer to the CPAs for your PPE requirements

PPE Required (concentrated)	Eye/face protection (EN 166) : Safety glasses with side shields. Gloves and Goggles are a requirement for this product when used by ALL colleagues as per Compass policy and best practice.
PPE Required (diluted)	Not required under SDS. However Gloves are requirement for this product when used by ALL colleagues as per Compass policy and best practice.

Activity Time	5-10 minutes	Dilution:	Yes: <input checked="" type="checkbox"/> No: <input type="checkbox"/>
Users:	Only Trained Personnel	Activity	Washing Salad
Frequency of Use or Task	Hourly	Stage 1	Rinse salad in cold water to remove insects, loose soil etc
	Daily	Stage 2	Fill sink with enough cold water to completely submerge salad
	Weekly	Stage 3	Add required number of Sanichlor tablets
	Monthly	Stage 4	Allow tablets to dissolve before adding salad
	Infrequently	Stage 5	Submerge salad and leave for required contact time
Persons Exposed:	Users and persons in vicinity	Stage 6	Shake off excess liquid and transfer to a clean dry tray
Susceptible Workers:	N/A	Stage 7	
		Stage 8	

First Aid Information:	Eye Contact:	Rinse immediately with plenty of water, also under the eyelids, for at least 15 minutes. Remove contact lenses, if present and easy to do. Continue rinsing. Get medical attention	Rinse with plenty of water
Product (in concentrate)	Skin Contact:	Rinse with plenty of water	Rinse with plenty of water
Product (At Use Dilution)	Inhalation:	Remove to fresh air. Treat symptomatically. Get medical attention if symptoms occur.	Get medical attention if symptoms occur.
Route of Exposure:	Ingestion:	Rinse mouth. Get medical attention if symptoms occur	Rinse mouth. Get medical attention if symptoms occur
EYES	SKIN	INHALATION	INGESTION
<input checked="" type="checkbox"/>	<input checked="" type="checkbox"/>	<input checked="" type="checkbox"/>	<input checked="" type="checkbox"/>

Fire Fighting Measures:	Use extinguishing measures that are appropriate to local circumstances and the surrounding environment
Special Requirements:	Store in a cool dry room. Do not mix with other chemicals.

Accidental Release Measures

- * If an accidental release occurs ensure people and colleagues are moved away.
- * Ensure the spill is dealt with by trained colleagues (i.e. know how to deal with spills and how to use spill kits) and wear appropriate PPE
- * Follow the Immediate Spill Response Plan contained within the Environment Toolkit and the Unit Managers Emergency Manual
- * If you have any queries please contact your HSE Manager or the HSE Helpline on

All documentation is subject to review by Compass on submission and confirmation provided back to Ecolab that this is in line with the Compass processes.