

FOOD MIXER – Oasis Pro 20 Premium

READ BEFORE STARTING PROCEDURE



Use your cleaning tools –
Blue Paper Towel

Please reference the relevant
Safety Data Sheets, risk
assessment and safe system
at work documents.



WS.TC.070.01

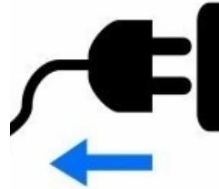
1

Always wear correct PPE




2

Work Safely
Unplug item



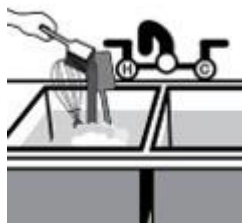
3

Remove debris
and heavy dirt
before cleaning



4

Removable parts
can be cleaned
in the sink and
rinsed with clean
water




5

Spray stationary
parts with Oasis
Pro 20. Clean
with blue paper
towel



6

Allow 5mins
contact time



5 min


7

Rinse with
clean water
and allow to
air dry



8

When parts
are dry,
reassemble
the mixer



Helpline: 02920 855540

ECOLAB[®]