




PRODUCT ASSESSMENT - CPA

The SDS for this product – although it is not specifically required – is available from: <https://en-uk.ecolab.com/sds-search>

Product Name & Description:		Clear Dry HDP Plus		Liquid dishmachine rinse additive			
Product Classification: (in concentrate form)				Signal Word: Warning		 	
Product Classification: (when diluted and in use)		Not Classified		*Causes serious eye irritation		You MUST refer to the CPAs for your PPE requirements	
PPE Required (concentrated)				Eye/face protection (EN 166) : Safety glasses with side shield. Gloves and Goggles are a requirement for this product when used by ALL colleagues as per Compass policy and best practice.			
PPE Required (diluted)				Not required under SDS. However Gloves are a requirement for this product when used by ALL colleagues as per Compass policy and best practice.			
Activity Time	2 minutes			Dilution:	Yes: <input checked="" type="checkbox"/>	No: <input type="checkbox"/>	
Users:	Only Trained Personnel			Activity:	Replacing empty container, with new container and inserting feed tube		
Frequency of Use or Task	Hourly			Stage 1	Undo cap on empty bottle and carefully remove feed pipe		
	Daily			Stage 2	Remove empty bottle and replace with new bottle		
	Weekly	X		Stage 3	Undo cap on new bottle and carefully place in feed pipe		
	Monthly			Stage 4	Tighten cap		
	Infrequently			Stage 5	Place new cap on old bottle and dispose of or recycle		
Persons Exposed:	Users and persons in vicinity			Stage 6			
Susceptible Workers:	N/A			Stage 7			
Stage 8				Stage 8			
First Aid Information:				Eye Contact:	Rinse immediately with plenty of water, also under the eyelids, for at least 15 minutes. Remove contact lenses, if present and easy to do. Continue rinsing. Get medical attention		
Product (in concentrate)				Skin Contact:	Rinse with plenty of water.		
Product (At Use Dilution)				Inhalation:	Get medical attention if symptoms occur.		
Route of Exposure:				Ingestion:	Rinse mouth. Get medical attention if symptoms occur		
EYES	SKIN	INHALATION	INGESTION				
<input checked="" type="checkbox"/>	<input checked="" type="checkbox"/>	<input checked="" type="checkbox"/>	<input checked="" type="checkbox"/>				
Fire Fighting Measures:				Use extinguishing measures that are appropriate to local circumstances and the surrounding environment			
Special Requirements:				Store in a cool dry room. Do not mix with other chemicals.			
Accidental Release Measures							
<p>* If an accidental release occurs ensure people and colleagues are moved away.</p> <p>* Ensure the spill is dealt with by trained colleagues (i.e. know how to deal with spills and how to use spill kits) and wear appropriate PPE</p> <p>* Follow the Immediate Spill Response Plan contained within the Environment Toolkit and the Unit Managers Emergency Manual</p> <p>* If you have any queries please contact your HSE Manager or the HSE Helpline on</p>							

All documentation is subject to review by Compass on submission and confirmation provided back to Ecolab that this is in line with the Compass processes.