




PRODUCT ASSESSMENT - CPA

The SDS for this product – although it is not specifically required – is available from: <https://en-uk.ecolab.com/sds-search>

Product Name & Description:	Kristalin Bio	Biological urinal trap cleaning	
Product Classification: (in concentrate form)		Signal Word: Warning	 
Product Classification: (when diluted and in use)	Not a hazardous substance or mixture	*Causes serious eye irritation	You MUST refer to the CPAs for your PPE requirements

PPE Required (concentrated)	Eye/face protection (EN 166) : Safety glasses with side shield. Goggles and Gloves are a requirement for this product when used by ALL colleagues as per Compass policy and best practice.
PPE Required (diluted)	Not required under SDS. However Gloves are a requirement for this product when used by ALL colleagues as per Compass policy and best practice.

Activity Time	20 minutes	Dilution:	Yes: <input checked="" type="checkbox"/> No: <input type="checkbox"/>	
Users:	Only Trained Personnel	Activity:	Toilet bowl cleaning	
Frequency of Use or Task	Hourly	Stage 1	Flush toilet, then lower the water level in the toilet bowl with toilet brush	
	Daily	X	Stage 2	Apply product around toilet rim
	Weekly		Stage 3	Leave in contact for at least 5 minutes
	Monthly		Stage 4	Scrub with toilet brush to remove soils
	Infrequently		Stage 5	Flush toilet and rinse brush
Persons Exposed:	Users and persons in vicinity	Stage 6		
Susceptible Workers:	N/A	Stage 7		
		Stage 8		

First Aid Information:	Eye Contact:	Rinse immediately with plenty of water, also under the eyelids, for at least 15 minutes. Remove contact lenses, if present and easy to do. Continue rinsing. Get medical attention.	Rinse with plenty of water								
Product (in concentrate)	Skin Contact:	Rinse with plenty of water	Rinse with plenty of water								
Product (At Use Dilution)	Inhalation:	Get medical attention if symptoms occur	Get medical attention if symptoms occur								
Route of Exposure:	Ingestion:	Rinse mouth. Get medical attention if symptoms occur	Rinse mouth. Get medical attention if symptoms occur								
		<table border="1"> <tr> <td>EYES</td> <td>SKIN</td> <td>INHALATION</td> <td>INGESTION</td> </tr> <tr> <td align="center"><input checked="" type="checkbox"/></td> <td align="center"><input checked="" type="checkbox"/></td> <td align="center"><input checked="" type="checkbox"/></td> <td align="center"><input checked="" type="checkbox"/></td> </tr> </table>	EYES	SKIN	INHALATION	INGESTION	<input checked="" type="checkbox"/>	<input checked="" type="checkbox"/>	<input checked="" type="checkbox"/>	<input checked="" type="checkbox"/>	
EYES	SKIN	INHALATION	INGESTION								
<input checked="" type="checkbox"/>	<input checked="" type="checkbox"/>	<input checked="" type="checkbox"/>	<input checked="" type="checkbox"/>								

Fire Fighting Measures:	Use extinguishing measures that are appropriate to local circumstances and the surrounding environment
Special Requirements:	Store in a cool dry room. Do not mix with other chemicals.

Accidental Release Measures

* If an accidental release occurs ensure people and colleagues are moved away.
 * Ensure the spill is dealt with by trained colleagues (i.e. know how to deal with spills and how to use spill kits) and wear appropriate PPE
 * Follow the Immediate Spill Response Plan contained within the Environment Toolkit and the Unit Managers Emergency Manual
 * If you have any queries please contact your HSE Manager or the HSE Helpline on

All documentation is subject to review by Compass on submission and confirmation provided back to Ecolab that this is in line with the Compass processes.