




**PRODUCT ASSESSMENT - CPA**

The SDS for this product – although it is not specifically required – is available from: <https://en-uk.ecolab.com/sds-search>

<b>Product Name &amp; Description:</b>	<b>Pep Active</b>	Graffiti and black mark remover	
<b>Product Classification:</b> (in concentrate form)		<b>Signal Word: Danger</b>	 
<b>Product Classification:</b> (when diluted and in use)	<b>Not Classified</b>	*Causes severe skin burns and eye damage	<b>You MUST refer to the CPAs for your PPE requirements</b>

<b>PPE Required (concentrated)</b>	Eye/face protection (EN 166) : Safety glasses with side shields. Gloves and Goggles are a requirement for this product when used by ALL colleagues as per Compass policy and best practice.
<b>PPE Required (diluted)</b>	Not required under SDS. However Gloves are a requirement for this product when used by ALL colleagues as per Compass policy and best practice.

<b>Activity Time</b>	2 minutes		<b>Dilution:</b>	Yes: <input type="checkbox"/>	No: <input checked="" type="checkbox"/>
<b>Users:</b>	Only Trained Personnel		<b>Activity:</b>	Cleaning surfaces	
<b>Frequency of Use or Task</b>	Hourly		<b>Stage 1</b>	Check material compatibility prior to use (test inconspicuous area)	
	Daily		<b>Stage 2</b>	Apply product directly on to surface	
	Weekly		<b>Stage 3</b>	Rub with a clean cloth or brush	
	Monthly		<b>Stage 4</b>	Wipe over with a clean cloth to dry	
	Infrequently	<b>X</b>	<b>Stage 5</b>		
<b>Persons Exposed:</b>	Users and persons in vicinity		<b>Stage 6</b>		
<b>Susceptible Workers:</b>	N/A		<b>Stage 7</b>		
			<b>Stage 8</b>		

<b>First Aid Information:</b>	<b>Eye Contact:</b>	Rinse immediately with plenty of water, also under the eyelids, for at least 15 minutes. Remove contact lenses, if present and easy to do. Continue rinsing. Get medical attention	
<b>Product (in concentrate)</b>	<b>Skin Contact:</b>	Wash off immediately with plenty of water for at least 15 minutes. Wash clothing before reuse. Thoroughly clean shoes before reuse. Get medical attention immediately.	
<b>Product (At Use Dilution)</b>	<b>Inhalation:</b>	Remove to fresh air. Treat symptomatically. Get medical attention if symptoms occur.	
<b>Route of Exposure:</b>	<b>Ingestion:</b>	Rinse mouth with water. Do NOT induce vomiting. Never give anything by mouth to an unconscious person. Get medical attention immediately	
<b>EYES</b>	<b>SKIN</b>	<b>INHALATION</b>	<b>INGESTION</b>
<input checked="" type="checkbox"/>	<input checked="" type="checkbox"/>	<input checked="" type="checkbox"/>	<input checked="" type="checkbox"/>

<b>Fire Fighting Measures:</b>	Use extinguishing measures that are appropriate to local circumstances and the surrounding environment
<b>Special Requirements:</b>	Store in a cool dry room. Do not mix with other chemicals.

**Accidental Release Measures**

- \* If an accidental release occurs ensure people and colleagues are moved away.
- \* Ensure the spill is dealt with by trained colleagues (i.e. know how to deal with spills and how to use spill kits) and wear appropriate PPE
- \* Follow the Immediate Spill Response Plan contained within the Environment Toolkit and the Unit Managers Emergency Manual
- \* If you have any queries please contact your HSE Manager or the HSE Helpline on .....

All documentation is subject to review by Compass on submission and confirmation provided back to Ecolab that this is in line with the Compass processes.