




**PRODUCT ASSESSMENT - CPA**

The SDS for this product – although it is not specifically required – is available from: <https://en-uk.ecolab.com/sds-search>

<b>Product Name &amp; Description:</b>		<b>Assure Powder</b>	Pre-soak for silver and stainless steel	
<b>Product Classification:</b> (in concentrate form)			<b>Signal Word:</b> <b>Warning</b>	 
<b>Product Classification:</b> (when diluted and in use)		<b>Non-classified once diluted for soaking</b>	* Causes serious eye irritation	<b>You MUST refer to the CPAs for your PPE requirements</b>
<b>PPE Required (concentrated)</b>			Eye/face protection (EN 166) : Safety glasses with side shields. Not required under SDS. However Gloves are a requirement for this product when used by ALL colleagues as per Compass policy and best practice.	
<b>PPE Required (diluted)</b>			Not required under SDS. However Gloves and Goggles are a requirement for this product when used by ALL colleagues as per Compass policy and best practice.	
<b>Activity Time</b>	20 minutes		<b>Dilution:</b>	Yes: <input checked="" type="checkbox"/> No: <input type="checkbox"/>
<b>Users:</b>	Only Trained Personnel		<b>Procedure:</b>	Pre-soaking
<b>Frequency of Use or Task</b>	Hourly		<b>Stage 1</b>	Fill sink with required level of warm water
	Daily		<b>Stage 2</b>	Dispense via the scoop up to 5g per litre of water
	Weekly		<b>Stage 3</b>	Soak cutlery in solution
	Monthly		<b>Stage 4</b>	Leave in contact for 10 minutes
	Infrequently	<b>X</b>	<b>Stage 5</b>	Rinse items thoroughly or wash through dishwasher
<b>Persons Exposed:</b>	Users and persons in vicinity		<b>Stage 6</b>	
<b>Susceptible Workers:</b>	N/A		<b>Stage 7</b>	
<b>Stage 8</b>			<b>Stage 8</b>	
<b>First Aid Information:</b>			<b>Eye Contact:</b>	Rinse immediately with plenty of water, also under the eyelids, for at least 15 minutes. Remove contact lenses, if present and easy to do. Continue rinsing. Get medical attention.
<b>Product (in concentrate)</b>			<b>Skin Contact:</b>	Rinse with plenty of water
<b>Product (At Use Dilution)</b>			<b>Inhalation:</b>	Get medical attention if symptoms occur
Route of Exposure:			<b>Ingestion:</b>	Rinse mouth. Get medical attention if symptoms occur
<b>EYES</b>	<b>SKIN</b>	<b>INHALATION</b>	<b>INGESTION</b>	
<input checked="" type="checkbox"/>	<input checked="" type="checkbox"/>	<input checked="" type="checkbox"/>	<input checked="" type="checkbox"/>	
<b>Fire Fighting Measures:</b>			Use extinguishing measures that are appropriate to local circumstances and the surrounding environment	
<b>Special Requirements:</b>			Store in a cool dry room. Do not mix with other chemicals.	
<b>Accidental Release Measures</b>				
* If an accidental release occurs ensure people and colleagues are moved away. * Ensure the spill is dealt with by trained colleagues (i.e. know how to deal with spills and how to use spill kits) and wear appropriate PPE * Follow the Immediate Spill Response Plan contained within the Environment Toolkit and the Unit Managers Emergency Manual * If you have any queries please contact your HSE Manager or the HSE Helpline on .....				

All documentation is subject to review by Compass on submission and confirmation provided back to Ecolab that this is in line with the Compass processes.