

CUTLERY PRESOAK – Assure Powder

READ BEFORE STARTING PROCEDURE

Use your cleaning tools

Please reference the relevant Safety Data Sheets, risk assessment and safe system at work documents.




WS.TC.046.01

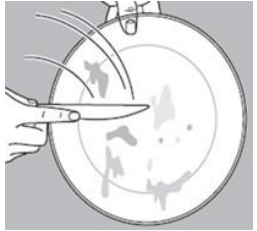
1 Always wear correct PPE



2 Fill pre-soak container with warm water and add 5-10g of Assure Powder per 1ltr of water




3 Pre-scrape utensils before adding to pre-soak solution



4 Submerge utensils in the pre-soak solution and leave to soak for 5-10mins



5 Remove utensils from the solution and rinse with clean water or machine wash



Helpline: 02920 855540

