

HARD SURFACE CLEANING – Maxx Brial S

READ BEFORE STARTING PROCEDURE



Use your cleaning tools

Please reference the relevant Safety Data Sheets, risk assessment and safe system at work documents.



WS.TC.084.01

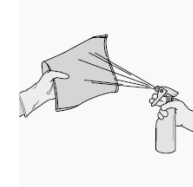
1

Always wear correct PPE



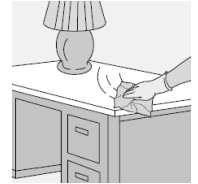
2

Spray product
directly on to cloth



3

Clean all hard
surfaces from top
to bottom



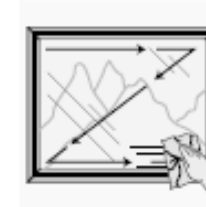
4

If necessary dry
surfaces from top
to bottom with
soft cloth



5

Clean all glass
and mirrors from
top to bottom



6

When dry buff up
with a paper towel or
a soft dry cloth



Helpline: 02920 855540

ECOLAB[®]