

BLACK SCUFF MARKS – Neomax BMR

READ BEFORE STARTING PROCEDURE



Use your cleaning tools –
Blue Paper Towel


Please reference the relevant
Safety Data Sheets, risk
assessment and safe system
at work documents.



WS.TC.023.01


1

Always wear correct PPE




2

Place warning signs at entrances. Where possible, open the windows



3

For new surfaces, test a small area for compatibility. Do not use if a reaction occurs




4

Apply diluted solution of product directly onto surface, using a spray bottle




5

Allow up to 5 minutes contact time




6

Clean surface with cloth



7

Rinse surface using a damp clean cloth



Helpline: 02920 855540

ECOLAB[®]