




PRODUCT ASSESSMENT - CPA <small>The SDS for this product – held in main COSHH file for site</small>					
Product Name & Description:		Cleanline non biological laundry liquid %L		Laundry detergent	
Product Classification: (in concentrate form)				Signal Word: Danger	
Product Classification: (when diluted and in use)		Not Classified		<div style="display: flex; justify-content: space-around; align-items: center;">   </div> <p><small>*Causes serious eye irritation.</small></p>	
PPE Required (concentrated)				<p>Eye/face protection (EN 166) : Safety glasses with side shields. Gloves are a requirement for this product when used by ALL colleagues as per Compass policy and best practice.</p>	
PPE Required (diluted)					
Activity Time				Dilution: Yes: <input type="checkbox"/> No: <input checked="" type="checkbox"/>	
Users:		Only Trained Personnel		Activity: For laundry operation	
Frequency of Use or Task	Hourly			Stage 1 Dose either via plumbed in dosing tube or pour amount required (label)into the detergent draw prior to cycle.	
	Daily	X		Stage 2	
	Weekly			Stage 3	
	Monthly			Stage 4	
	Infrequently			Stage 5	
Persons Exposed:		Users and persons in vicinity		Stage 6	
Susceptible Workers:		N/A		Stage 7	
				Stage 8	
First Aid Information:				Eye Contact: Rinse with water. Remove contact lenses, if present and easy to do. Continue rinsing for 5 minutes. Seek medical attention if symptoms persist.	
Product (in concentrate)					
Product (At Use Dilution)				Skin Contact: Take off all contaminated clothing and wash it before reuse. Wash skin with water. If skin irritation occurs: Get medical advice.	
Route of Exposure:					
EYES	SKIN	INHALATION	INGESTION	Inhalation: Remove to fresh air. Treat symptomatically. Get medical attention if symptoms occur.	
<input checked="" type="checkbox"/>	<input checked="" type="checkbox"/>	<input checked="" type="checkbox"/>	<input checked="" type="checkbox"/>		
Fire Fighting Measures:				Ingestion: Rinse with water. Remove contact lenses, if present and easy to do. Continue rinsing for 5 minutes. Get medical attention if symptoms persist.	
Special Requirements:					
Accidental Release Measures					
<p>* If an accidental release occurs ensure people and colleagues are moved away. Do not allow to enter the water system in concentrated form.</p> <p>* Ensure the spill is dealt with by trained colleagues (i.e. know how to deal with spills and how to use spill kits) and wear appropriate PPE</p> <p>* Follow the Immediate Spill Response Plan contained within the Environment Toolkit and the Unit Managers Emergency Manual</p> <p>* If you have any queries please contact your HSE Manager or the HSE Helpline on</p>					
Review Date: March 2025					

All documentation is subject to review by Compass on submission and confirmation provided back to Ecolab that this is in line with the Compass processes.