




PRODUCT ASSESSMENT - CPA

The SDS for this product – although it is not specifically required – is available from: <https://en-uk.ecolab.com/sds-search>

Product Name & Description:	Greasecutter Fast Foam	Grill Cleaner Degreaser	
Product Classification: (in concentrate form)		Signal Word: Danger	 
Product Classification: (when diluted and in use)	Not Classified	*May be corrosive to metals *Causes severe skin burns and eye damage	You MUST refer to the CPAs for your PPE requirements

PPE Required (concentrated)	Eye/face protection (EN 166) : Safety glasses with side shields. Gloves and Goggles are a requirement for this product when used by ALL colleagues as per Compass policy and best practice.
PPE Required (diluted)	Not required under SDS. However Gloves are a requirement for this product when used by ALL colleagues as per Compass policy and best practice.

Activity Time	20 minutes	Dilution:	Yes: <input type="checkbox"/> No: <input checked="" type="checkbox"/>
Users:	Only Trained Personnel	Activity:	Cleaning oven
Frequency of Use or Task	Hourly	Stage 1	Turn off oven and allow to cool to below 70°C
	Daily	Stage 2	Apply product evenly to warm surface
	Weekly	Stage 3	Ensure all soiled area is covered in product foam
	Monthly	Stage 4	Allow the product to penetrate grease deposits for 5-10 minutes
	Infrequently	Stage 5	Scrub stubborn soil if necessary
Persons Exposed:	Users and persons in vicinity	Stage 6	Wipe off dissolved and loosened grease with a damp cloth
Susceptible Workers:	N/A	Stage 7	Rinse with plenty of clean water
		Stage 8	

First Aid Information:	Eye Contact:	Rinse immediately with plenty of water, also under the eyelids, for at least 15 minutes. Remove contact lenses, if present and easy to do. Continue rinsing. Get medical attention immediately.	
Product (in concentrate)	Skin Contact:	Wash off immediately with plenty of water for at least 15 minutes. Use a mild soap if available. Wash clothing before reuse. Thoroughly clean shoes before reuse. Get medical attention immediately	
Product (At Use Dilution)	Inhalation:	Remove to fresh air. Treat symptomatically. Get medical attention if symptoms occur.	
Route of Exposure:	Ingestion:	Rinse mouth with water. Do NOT induce vomiting. Never give anything by mouth to an unconscious person. If conscious, give 2 glasses of water. Get medical attention immediately.	
EYES	SKIN	INHALATION	INGESTION
<input checked="" type="checkbox"/>	<input checked="" type="checkbox"/>	<input checked="" type="checkbox"/>	<input checked="" type="checkbox"/>

Fire Fighting Measures:	Use extinguishing measures that are appropriate to local circumstances and the surrounding environment
Special Requirements:	Store in a cool dry room. Do not mix with other chemicals.

Accidental Release Measures

- * If an accidental release occurs ensure people and colleagues are moved away.
- * Ensure the spill is dealt with by trained colleagues (i.e. know how to deal with spills and how to use spill kits) and wear appropriate PPE
- * Follow the Immediate Spill Response Plan contained within the Environment Toolkit and the Unit Managers Emergency Manual
- * If you have any queries please contact your HSE Manager or the HSE Helpline on

All documentation is subject to review by Compass on submission and confirmation provided back to Ecolab that this is in line with the Compass processes.