





COSHH PRODUCT ASSESSMENT (version 1 Nov-2024)

Product name and description: (SDS sec. 1.1)		
Product classification: (when concentrated)  (SDS sec. 2.1 & 2.2)		
Product classification: (when diluted and in use)		
PPE required (diluted): (SDS sec. 8.2)		
PPE required (concentrated): (SDS sec. 8.2)		
Activity time per shift:	20 minutes	
Users:	Only Trained Personnel	
Frequency of use or task:	Hourly	
	Daily	x
	Weekly	
	Monthly	
	Infrequent	
Persons exposed:	Users and persons in vicinity	
Susceptible workers:	N/A	

Biovate (Bidfood) Oven Cleaner
Signal Word : Danger   
Hazard Statements: H290 May be corrosive to metals H315 Causes skin irritation H318 Causes serious eye damage You MUST refer to the CPAs & Task Cards for your PPE requirements.

Eye/face protection (EN 166) : Safety goggles, Face-shield Hand protection (EN 374): Gloves
--

Eye/face protection (EN 166) : Safety goggles, Face-shield Hand protection (EN 374): Gloves Skin and body protection (EN 14605): suitable protective gloves, safety goggles and protective clothing
--

Dilution: YES <input type="checkbox"/> No <input checked="" type="checkbox"/>
--

Procedure – Use	
Stage 1	See Manufacturers requirements
Stage 2	

First Aid Information:
(SDS sec. 4.1)

Product Concentrated

At Use Dilution

Firefighting measures:
(SDS sec. 5.1)

Special requirements:
(SDS sec. 7.2)

Eye contact	In case of contact with eyes flush immediately with plenty of flowing water for 10 to 15 minutes holding eyelids apart and consult an ophthalmologist.
Skin contact	Avoid contact with skin, if product gets onto skin wash with water and remove contaminated clothing
If inhaled	Inhalation: Avoid inhaling product, move to fresh air if in discomfort
If swallowed	Ingestion: Do not drink, if swallowed drinking water may be beneficial, do not induce vomiting.

Use extinguishing measures that are appropriate to local circumstances and the surrounding environment.
Store in a cool dry room. Do not mix with other chemicals.

Accidental Release Measures
<ul style="list-style-type: none"> • If an accidental release occurs ensure people and colleagues are moved away. • Ensure the spill is dealt with by trained colleagues (i.e. know how to deal with spills and how to use spill kits) and wear appropriate PPE. • Follow the Immediate Spill Response Plan contained within the Environment Toolkit and the Unit Managers Emergency Manual. • If you have any queries please contact your HSE Manager.