




PRODUCT ASSESSMENT - CPA

The SDS for this product – although it is not specifically required – is available from: <https://en-uk.ecolab.com/sds-search>

Product Name & Description:	BenduroI2 MAXX	Floor Stripper	
Product Classification: (in concentrate form)		Signal Word: Danger	 
Product Classification: (when diluted and in use)	Not classified	* Causes serious eye damage	You MUST refer to the CPAs for your PPE requirements

PPE Required (concentrated)	Eye/face protection (EN 166) : Safety glasses with side shields. Gloves and Goggles are a requirement for this product when used by ALL colleagues as per Compass policy and best practice.
PPE Required (diluted)	Not required under SDS. However Gloves and Goggles are a requirement for this product when used by ALL colleagues as per Compass policy and best practice.

Activity Time	30 minutes	Dilution:	Yes: <input checked="" type="checkbox"/> No: <input type="checkbox"/>
Users:	Only Trained Personnel	Activity	Dispensing from 5L container in to bucket
Frequency of Use or Task	Hourly	Stage 1	Fill bucket with required level of water
	Daily	Stage 2	Dispense via the pelican pump 1:10 to 1:3 solution
	Weekly	Stage 3	Apply solution to floor with clean mop
	Monthly	Stage 4	Leave in contact for a minimum 5 minutes
	Infrequently	X	Stage 5
Persons Exposed:	Users and persons in vicinity	Stage 6	Remove the dilution with a wet vaccumn cleaner
Susceptible Workers:	N/A	Stage 7	Mop the floor with clean water
		Stage 8	No rinsing required

First Aid Information:	Eye Contact:	Rinse immediately with plenty of water, also under the eyelids, for at least 15 minutes. Remove contact lenses, if present and easy to do. Continue rinsing. Get medical attention	
Product (in concentrate)	Skin Contact:	Rinse with plenty of water	
Product (At Use Dilution)	Inhalation:	Remove to fresh air. Treat symptomatically. Get medical attention if symptoms occur	
Route of Exposure:	Ingestion:	Rinse mouth. Get medical attention if symptoms occur	
EYES	SKIN	INHALATION	INGESTION
<input checked="" type="checkbox"/>	<input checked="" type="checkbox"/>	<input checked="" type="checkbox"/>	<input checked="" type="checkbox"/>

Fire Fighting Measures:	Use extinguishing measures that are appropriate to local circumstances and the surrounding environment
Special Requirements:	Store in a cool dry room. Do not mix with other chemicals.

Accidental Release Measures

- * If an accidental release occurs ensure people and colleagues are moved away.
- * Ensure the spill is dealt with by trained colleagues (i.e. know how to deal with spills and how to use spill kits) and wear appropriate PPE
- * Follow the Immediate Spill Response Plan contained within the Environment Toolkit and the Unit Managers Emergency Manual
- * If you have any queries please contact your HSE Manager or the HSE Helpline on

All documentation is subject to review by Compass on submission and confirmation provided back to Ecolab that this is in line with the Compass processes.