

FOOD MIXER – Assert Lemon

READ BEFORE STARTING PROCEDURE



Use your cleaning tools –
Blue Paper Towel

Please reference the relevant
Safety Data Sheets, risk
assessment and safe system
at work documents.



WS.TC.069.01


1

Always wear correct PPE



2

Work Safely
Unplug item



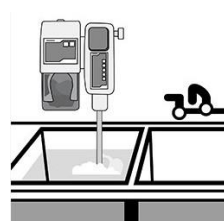
3

Remove debris
and heavy dirt
before cleaning



4

Fill sink with
warm water and
add Assert
Lemon




5

Add removable
mixer parts to
sink to be
cleaned



6

Leave to soak.
Wash and
rinse mixer
parts



7

Using blue paper
towel, clean the
stationary parts
of the mixer



8

When parts
are dry,
reassemble
the mixer



Helpline: 02920 855540

ECOLAB[®]