

# SURFACE/EQUIPMENT SANITISING – Oasis Pro 20 Premium

## READ BEFORE STARTING PROCEDURE



Use your cleaning tools –  
Blue Paper Towel

Please reference the relevant  
Safety Data Sheets, risk  
assessment and safe system  
at work documents.



WS.TC.160.01

1


**Always wear correct PPE**



2


**Work Safely**

Where necessary  
unplug item and  
ensure it is cool  
and empty



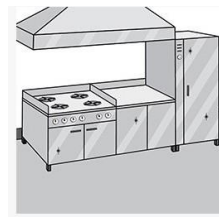
3

Remove debris  
and heavy dirt  
before cleaning



4

Spray Oasis Pro  
20 directly on to  
the surface to be  
sanitised



5

Wipe area with  
blue paper  
towel.  
Allow contact  
time of 1min



6

Rinse with  
clean water  
and allow to  
air dry



**Use this method to sanitise the following items:**

Walk-in freezer  
Blast chiller  
Ice machine  
Restaurant chair  
Food storage bins

Microwave oven  
Soup pot  
Dumb waiter  
Toaster  
Racking and shelving

Steamer  
Rice cooker  
Chopping board  
Display cabinet  
Tilting kettle

Helpline: 02920 855540

**ECOLAB**<sup>®</sup>