

GRILL & GRIDDLE CLEANING – Greaselift RTU

READ BEFORE STARTING PROCEDURE




Use your cleaning tools – Blue Paper Towel, scraper & brush

Please reference the relevant Safety Data Sheets, risk assessment and safe system at work documents.



WS.TC.091.01

1 Always wear correct PPE



2 Turn off grill/griddle
Clean when temperature has reduced below 70°C




3 Remove debris and heavy dirt before cleaning



4 Spray surfaces with Greaselift RTU




5 Allow 5-15mins contact time




6 Stubborn grease and dirt may need a brush or scraper



7 Use paper towel to pick up dissolved grease and dirt within oven.



8 Wipe with clean paper towel, allow to dry and replace shelves



Helpline: 02920 855540

ECOLAB[®]