




PRODUCT ASSESSMENT - CPA

The SDS for this product – although it is not specifically required – is available from: <https://en-uk.ecolab.com/sds-search>

Product Name & Description:		Apex Presoak		Presoak - Dishwash product. Semi-Automatic process			
Product Classification: (in concentrate form)				Signal Word: Warning		 	
Product Classification: (when diluted and in use)		Not a hazardous substance or mixture		* Causes serious eye damage		You MUST refer to the CPAs for your PPE requirements	
PPE Required (concentrated)				Eye/face protection (EN 166) : Safety glasses with side shields. Not required under SDS. However Gloves are a requirement for this product when used by ALL colleagues as per Compass policy and best practice.			
PPE Required (diluted)				Not required under SDS. However Gloves & Goggles are a requirement for this product when used by ALL colleagues as per Compass policy and best practice.			
Activity Time	2 minutes			Dilution:	Yes: <input checked="" type="checkbox"/>	No: <input type="checkbox"/>	
Users:	Only Trained Personnel			Activity:	Replacing capsule. Removing lid from sealed container and placing into dispenser.		
Frequency of Use or Task	Hourly			Stage 1	When dispenser is empty replace with new solid capsule		
	Daily			Stage 2	Recycle empty container		
	Weekly	X		Stage 3			
	Monthly			Stage 4			
	Infrequently			Stage 5			
Persons Exposed:	Users and persons in vicinity			Stage 6			
Susceptible Workers:	N/A			Stage 7			
Stage 8				Stage 8			
First Aid Information:				Eye Contact:	Rinse immediately with plenty of water, also under the eyelids, for at least 15 minutes. Remove contact lenses, if present and easy to do. Continue rinsing. Get medical attention	Rinse with plenty of water	
Product (in concentrate)				Skin Contact:	Rinse with plenty of water	Rinse with plenty of water	
Product (At Use Dilution)				Inhalation:	Get medical attention if symptoms occur	Get medical attention if symptoms occur	
Route of Exposure:				Ingestion:	Rinse mouth. Get medical attention if symptoms occur	Rinse mouth. Get medical attention if symptoms occur	
EYES	SKIN	INHALATION	INGESTION				
<input checked="" type="checkbox"/>	<input checked="" type="checkbox"/>	<input checked="" type="checkbox"/>	<input checked="" type="checkbox"/>				
Fire Fighting Measures:				Use extinguishing measures that are appropriate to local circumstances and the surrounding environment			
Special Requirements:				Store in a cool dry room. Do not mix with other chemicals.			
Accidental Release Measures							
<p>* If an accidental release occurs ensure people and colleagues are moved away.</p> <p>* Ensure the spill is dealt with by trained colleagues (i.e. know how to deal with spills and how to use spill kits) and wear appropriate PPE</p> <p>* Follow the Immediate Spill Response Plan contained within the Environment Toolkit and the Unit Managers Emergency Manual</p> <p>* If you have any queries please contact your HSE Manager or the HSE Helpline on</p>							

All documentation is subject to review by Compass on submission and confirmation provided back to Ecolab that this is in line with the Compass processes.