




PRODUCT ASSESSMENT - CPA

The SDS for this product – although it is not specifically required – is available from: <https://en-uk.ecolab.com/sds-search>

Product Name & Description:	Diesin maxx	Acid Cleaner Disinfectant - Floor Cleaning	
Product Classification: (in concentrate form)		Signal Word: Danger	 
Product Classification: (when diluted and in use)	Not a hazardous substance or mixture	* May be corrosive to metals * Causes severe skin burns and eye damage Harmful to aquatic life with long lasting effects	You MUST refer to the CPAs for your PPE requirements

PPE Required (concentrated)	Eye/face protection (EN 166) : Safety glasses with side shield. Goggles and Gloves are a requirement for this product when used by ALL colleagues as per Compass policy and best practice.
PPE Required (diluted)	Not required under SDS. However Gloves and Goggles are a requirement for this product when used by ALL colleagues as per Compass policy and best practice.

Activity Time	2 minutes	Dilution:	Yes: <input checked="" type="checkbox"/> No: <input type="checkbox"/>
Users:	Only Trained Personnel	Activity	Dispensing from a 5L container into a bucket
Frequency of Use or Task	Hourly	Stage 1	Dispense via the pelican pump 2 pumps (20ml) per 5L water
	Daily	Stage 2	Start from the furthest corner, working towards the washroom door
	Weekly	Stage 3	Apply to floor with clean mop
	Monthly	Stage 4	Remember to scrub skirting
	Infrequently	Stage 5	Pay special attention to areas around toilet, doors and corners
Persons Exposed:	Users and persons in vicinity	Stage 6	Allow to air dry
Susceptible Workers:	N/A	Stage 7	
		Stage 8	

First Aid Information:	Eye Contact:	Rinse immediately with plenty of water, also under the eyelids, for at least 15 minutes. Remove contact lenses, if present and easy to do. Continue rinsing. Get medical attention	Rinse with plenty of water
Product (in concentrate)	Skin Contact:	Wash off immediately with plenty of water for at least 15 minutes. Wash clothing before reuse. Thoroughly clean shoes before reuse. Get medical attention immediately	Rinse with plenty of water
Product (At Use Dilution)	Inhalation:	Remove to fresh air. Treat symptomatically. Get medical attention if symptoms occur.	Get medical attention if symptoms occur
Route of Exposure:	Ingestion:	Rinse mouth with water. Do NOT induce vomiting. Never give anything by mouth to an unconscious person. Get medical attention immediately	Rinse mouth. Get medical attention if symptoms occur
EYES	SKIN	INHALATION	INGESTION
<input checked="" type="checkbox"/>	<input checked="" type="checkbox"/>	<input checked="" type="checkbox"/>	<input checked="" type="checkbox"/>

Fire Fighting Measures:	Use extinguishing measures that are appropriate to local circumstances and the surrounding environment
Special Requirements:	Store in a cool dry room. Do not mix with other chemicals.

Accidental Release Measures

- * If an accidental release occurs ensure people and colleagues are moved away.
- * Ensure the spill is dealt with by trained colleagues (i.e. know how to deal with spills and how to use spill kits) and wear appropriate PPE
- * Follow the Immediate Spill Response Plan contained within the Environment Toolkit and the Unit Managers Emergency Manual
- * If you have any queries please contact your HSE Manager or the HSE Helpline on

All documentation is subject to review by Compass on submission and confirmation provided back to Ecolab that this is in line with the Compass processes.