





PRODUCT ASSESSMENT - CPA

The SDS for this product – although it is not specifically required – is available from: <https://en-uk.ecolab.com/sds-search>

Product Name & Description:	Carpet B	Carpet stain spotter	
Product Classification: (in concentrate form)	 	Signal Word: Warning	 
Product Classification: (when diluted and in use)	Not classified	* Flammable liquid and vapour. * Causes serious eye irritation	You MUST refer to the CPAs for your PPE requirements

PPE Required (concentrated)	Eye/face protection (EN 166) : Safety glasses with side shields. Not required under SDS. However Gloves Goggles are a requirement for this product when used by ALL colleagues as per Compass policy and best practice.
PPE Required (diluted)	Not required under SDS. However Gloves are a requirement for this product when used by ALL colleagues as per Compass policy and best practice.

Activity Time	10 minutes	Dilution:	Yes: <input type="checkbox"/> No: <input checked="" type="checkbox"/>
Users:	Only Trained Personnel	Activity	Carpet spotting
Frequency of Use or Task	Hourly	Stage 1	Spray Carpet B directly on to stain
	Daily	Stage 2	Leave in contact for up to 5 minutes
	Weekly	Stage 3	Wipe or rub area with a clean cloth to remove stain
	Monthly	Stage 4	Rinse area and dry with cloth
	Infrequently	X	Stage 5
Persons Exposed:	Users and persons in vicinity	Stage 6	
Susceptible Workers:	N/A	Stage 7	
		Stage 8	

First Aid Information:	Eye Contact:	Rinse with plenty of water	
Product (in concentrate)	Skin Contact:	Rinse with plenty of water	
Product (At Use Dilution)	Inhalation:	Remove to fresh air. Treat symptomatically. Get medical attention if symptoms occur.	
Route of Exposure:	Ingestion:	Rinse mouth. Get medical attention if symptoms occur	
EYES	SKIN	INHALATION	INGESTION
<input checked="" type="checkbox"/>	<input checked="" type="checkbox"/>	<input checked="" type="checkbox"/>	<input checked="" type="checkbox"/>

Fire Fighting Measures:	Use extinguishing measures that are appropriate to local circumstances and the surrounding environment
Special Requirements:	Store in a cool dry room. Do not mix with other chemicals.

Accidental Release Measures

- * If an accidental release occurs ensure people and colleagues are moved away.
- * Ensure the spill is dealt with by trained colleagues (i.e. know how to deal with spills and how to use spill kits) and wear appropriate PPE
- * Follow the Immediate Spill Response Plan contained within the Environment Toolkit and the Unit Managers Emergency Manual
- * If you have any queries please contact your HSE Manager or the HSE Helpline on

All documentation is subject to review by Compass on submission and confirmation provided back to Ecolab that this is in line with the Compass processes.