




PRODUCT ASSESSMENT - CPA

The SDS for this product – although it is not specifically required – is available from: <https://en-uk.ecolab.com/sds-search>

Product Name & Description:		Kristalin Bio	Biological washroom cleaner/Sanitary cleaner. Manual proce	
Product Classification: (in concentrate form)			Signal Word: Warning	 
Product Classification: (when diluted and in use)		Not a hazardous substance or mixture	*Causes serious eye irritation	You MUST refer to the CPAs for your PPE requirements
PPE Required (concentrated)		Eye/face protection (EN 166) : Safety glasses with side shield. Goggles and Gloves are a requirement for this product when used by ALL colleagues as per Compass policy and best practice.		
PPE Required (diluted)		Not required under SDS. However Gloves are a requirement for this product when used by ALL colleagues as per Compass policy and best practice.		
Activity Time	20 minutes		Dilution:	Yes: <input checked="" type="checkbox"/> No: <input type="checkbox"/>
Users:	Only Trained Personnel		Activity:	Dosing from 5L container using a pelican pump in to a spray bottle, for cleaning in washroom surfaces
Frequency of Use or Task	Hourly		Stage 1	Fill spray bottle with 600ml of water
	Daily	X	Stage 2	Dispense via the pelican pump 3pump per spray bottle (30ml)
	Weekly		Stage 3	Attach spray head or flip cap
	Monthly		Stage 4	Apply product directly onto surface to be cleaned including urinals
	Infrequently		Stage 5	Leave in contact for at least 5 minutes
Persons Exposed:	Users and persons in vicinity		Stage 6	Wipe surfaces with a clean cloth to remove soils
Susceptible Workers:	N/A		Stage 7	Rinse with clean water and dry with cloth
Stage 8				
First Aid Information:		Eye Contact:	Rinse immediately with plenty of water, also under the eyelids, for at least 15 minutes. Remove contact lenses, if present and easy to do. Continue rinsing. Get medical attention.	Rinse with plenty of water
Product (in concentrate)		Skin Contact:	Rinse with plenty of water	Rinse with plenty of water
Product (At Use Dilution)		Inhalation:	Get medical attention if symptoms occur	Get medical attention if symptoms occur
Route of Exposure:		Ingestion:	Rinse mouth. Get medical attention if symptoms occur	Rinse mouth. Get medical attention if symptoms occur
EYES	SKIN	INHALATION	INGESTION	
<input checked="" type="checkbox"/>	<input checked="" type="checkbox"/>	<input checked="" type="checkbox"/>	<input checked="" type="checkbox"/>	
Fire Fighting Measures:		Use extinguishing measures that are appropriate to local circumstances and the surrounding environment		
Special Requirements:		Store in a cool dry room. Do not mix with other chemicals.		
Accidental Release Measures				
* If an accidental release occurs ensure people and colleagues are moved away.				
* Ensure the spill is dealt with by trained colleagues (i.e. know how to deal with spills and how to use spill kits) and wear appropriate PPE				
* Follow the Immediate Spill Response Plan contained within the Environment Toolkit and the Unit Managers Emergency Manual				
* If you have any queries please contact your HSE Manager or the HSE Helpline on				

All documentation is subject to review by Compass on submission and confirmation provided back to Ecolab that this is in line with the Compass processes.