


FOOD PREP & COUNTERS CLEANING & SANITISING (2 Stage)

Oasis Pro 16 Premium & Oasis Pro 20 Premium

READ BEFORE STARTING PROCEDURE



Use your cleaning tools – Blue Paper Towel

Please reference the relevant Safety Data Sheets, risk assessment and safe system at work documents.



WS.TC.071.01

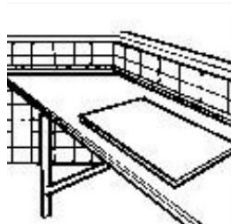
1 Always wear correct PPE



2 Remove debris and heavy dirt before cleaning



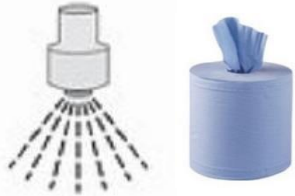
3 To clean
Spray Oasis Pro 16 directly on to the surface to be cleaned



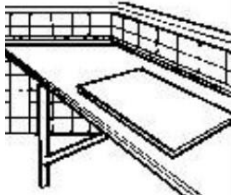
4 Clean area with blue paper towel. Allow contact time



5 Rinse with clean water and wipe with blue paper towel




6 To sanitise
Spray Oasis Pro 20 directly on to the surface to be sanitised



7 Wipe area with blue paper towel. Allow 5mins contact time



8 Rinse with clean water and allow to air dry



Helpline: 02920 855540

