




PRODUCT ASSESSMENT - CPA

The SDS for this product – although it is not specifically required – is available from: <https://en-uk.ecolab.com/sds-search>

Product Name & Description:		Lime-A-Way Special		Limescale Remover			
Product Classification: (in concentrate form)				Signal Word: Danger		 	
Product Classification: (when diluted and in use)		Not Classified		*May be corrosive to metals *Causes severe skin burns and eye damage		You MUST refer to the CPAs for your PPE requirements	
PPE Required (concentrated)				Eye/face protection (EN 166) : Safety glasses with side shield. Goggles and Gloves are a requirement for this product when used by ALL colleagues as per Compass policy and best practice.			
PPE Required (diluted)				Not required under SDS. However Gloves are a requirement for this product when used by ALL colleagues as per Compass policy and best practice.			
Activity Time		10 minutes		Dilution:		Yes: <input checked="" type="checkbox"/> No: <input type="checkbox"/>	
Users:		Only Trained Personnel		Activity:		Removing limescale from kettles	
Frequency of Use or Task		Hourly		Stage 1		Fill kettle with warm water until the open elements are submerged	
		Daily		Stage 2		Apply product through squeeze nozzle directly into kettle (10% ratio)	
		Weekly		Stage 3		Leave to work for up to 1 hour, depending on scale	
		Monthly		Stage 4		Rinse with plenty of clean water	
		Infrequently		X		Stage 5	
Persons Exposed:		Users and persons in vicinity		Stage 6			
Susceptible Workers:		N/A		Stage 7			
Stage 8				Eye Contact:		Rinse immediately with plenty of water, also under the eyelids, for at least 15 minutes. Remove contact lenses, if present and easy to do. Continue rinsing. Get medical attention.	
First Aid Information:				Skin Contact:		Wash off immediately with plenty of water for at least 15 minutes. Use a mild soap if available. Wash clothing before reuse. Thoroughly clean shoes before reuse. Get medical attention immediately.	
Product (in concentrate)				Inhalation:		Remove to fresh air. Treat symptomatically. Get medical attention if symptoms occur.	
Product (At Use Dilution)				Ingestion:		Rinse mouth with water. Do NOT induce vomiting. Never give anything by mouth to an unconscious person. Get medical attention immediately.	
Route of Exposure:				EYES		<input checked="" type="checkbox"/>	
		SKIN		SKIN		<input checked="" type="checkbox"/>	
		INHALATION		INHALATION		<input checked="" type="checkbox"/>	
		INGESTION		INGESTION		<input checked="" type="checkbox"/>	
Fire Fighting Measures:				Use extinguishing measures that are appropriate to local circumstances and the surrounding environment			
Special Requirements:				Store in a cool dry room. Do not mix with other chemicals.			
Accidental Release Measures							
* If an accidental release occurs ensure people and colleagues are moved away.							
* Ensure the spill is dealt with by trained colleagues (i.e. know how to deal with spills and how to use spill kits) and wear appropriate PPE							
* Follow the Immediate Spill Response Plan contained within the Environment Toolkit and the Unit Managers Emergency Manual							
* If you have any queries please contact your HSE Manager or the HSE Helpline on							

All documentation is subject to review by Compass on submission and confirmation provided back to Ecolab that this is in line with the Compass processes.