

AUTOMATIC FEED – SOLIDS – Apex Presoak

READ BEFORE STARTING PROCEDURE



Use your cleaning tools – Blue Paper Towel

Please reference the relevant Safety Data Sheets, risk assessment and safe system at work documents.




WS.TC.002.01

1 Always wear correct PPE




2 Place the presoak tub under the dispenser. Press button to dose detergent and fill with water



3 Soak cutlery in warm solution for at least 10-30 minutes.

10 - 30 min.



4 Place cutlery on racks and wash in dishmachine

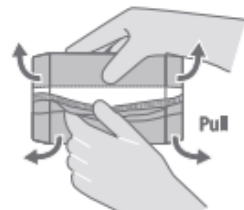


1 REFILL

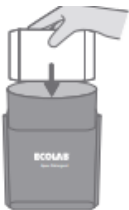
Check the product level daily and refill if necessary




2 Remove the plastic foil from the detergent block



3 Refill the dispenser



4 Dispose of plastic foil via standard waste



Helpline: 02920 855540

