




PRODUCT ASSESSMENT - CPA

The SDS for this product – although it is not specifically required – is available from: <https://en-uk.ecolab.com/sds-search>

Product Name & Description:	Regain Ultra	Floor cleaner degreaser heavy duty
Product Classification: (in concentrate form)		Signal Word: Danger
Product Classification: (when diluted and in use)	Not Classified	 
		*Causes severe skin burns and eye damage You MUST refer to the CPAs for your PPE requirements

PPE Required (concentrated)	Eye/face protection (EN 166) : Safety glasses with side shields. Gloves and Goggles are a requirement for this product when used by ALL colleagues as per Compass policy and best practice.
PPE Required (diluted)	Not required under SDS. However Gloves are requirement for this product when used by ALL colleagues as per Compass policy and best practice.

Activity Time	10 minutes	Dilution:	Yes: <input checked="" type="checkbox"/> No: <input type="checkbox"/>
Users:	Only Trained Personnel	Activity	Cleaning kitchen floor deep cleaning
Frequency of Use or Task	Hourly	Stage 1	Fill bucket to required level with warm water
	Daily	Stage 2	Dispense via the pelican pump 2 pumps (20ml) per 5L of warm water
	Weekly	Stage 3	Apply solution to floor and clean with mop
	Monthly	Stage 4	Allow product contact time where possible
	Infrequently	Stage 5	Rinse the floor with clean water
Persons Exposed:	Users and persons in vicinity	Stage 6	Dry mop floor (do not leave wet)
Susceptible Workers:	N/A	Stage 7	
		Stage 8	

First Aid Information:	Eye Contact:	Rinse immediately with plenty of water, also under the eyelids, for at least 15 minutes. Remove contact lenses, if present and easy to do. Continue rinsing. Get medical attention								
Product (in concentrate)	Skin Contact:	Wash off immediately with plenty of water for at least 15 minutes. Wash clothing before reuse. Thoroughly clean shoes before reuse. Get medical attention immediately.								
Product (At Use Dilution)	Inhalation:	Remove to fresh air. Treat symptomatically. Get medical attention if symptoms occur								
Route of Exposure:	Ingestion:	Rinse mouth with water. Do NOT induce vomiting. Never give anything by mouth to an unconscious person. If conscious, give 2 glasses of water. Get medical attention immediately.								
<table border="1"> <tr> <td>EYES</td> <td>SKIN</td> <td>INHALATION</td> <td>INGESTION</td> </tr> <tr> <td align="center"><input checked="" type="checkbox"/></td> <td align="center"><input checked="" type="checkbox"/></td> <td align="center"><input checked="" type="checkbox"/></td> <td align="center"><input checked="" type="checkbox"/></td> </tr> </table>	EYES	SKIN	INHALATION	INGESTION	<input checked="" type="checkbox"/>	<input checked="" type="checkbox"/>	<input checked="" type="checkbox"/>	<input checked="" type="checkbox"/>		
EYES	SKIN	INHALATION	INGESTION							
<input checked="" type="checkbox"/>	<input checked="" type="checkbox"/>	<input checked="" type="checkbox"/>	<input checked="" type="checkbox"/>							

Fire Fighting Measures:	Use extinguishing measures that are appropriate to local circumstances and the surrounding environment
Special Requirements:	Store in a cool dry room. Do not mix with other chemicals.

Accidental Release Measures

- * If an accidental release occurs ensure people and colleagues are moved away.
- * Ensure the spill is dealt with by trained colleagues (i.e. know how to deal with spills and how to use spill kits) and wear appropriate PPE
- * Follow the Immediate Spill Response Plan contained within the Environment Toolkit and the Unit Managers Emergency Manual
- * If you have any queries please contact your HSE Manager or the HSE Helpline on

All documentation is subject to review by Compass on submission and confirmation provided back to Ecolab that this is in line with the Compass processes.