


# SHOWER HEADS-DESCALING AND SANITISING – Lime-A-Way Special and Sanichlor

## READ BEFORE STARTING PROCEDURE




Please reference the relevant Safety Data Sheets, risk assessment and safe system at work documents.



**1** Always wear correct PPE




**2** Detach the shower head and hose from the shower



**3** Place shower head in a bucket of diluted chemical




**4** Soak for 15mins or until bubbling stops



15min

**5** Remove shower heads from the bucket and rinse under flowing water if possible



**6** Carefully discard the diluted product from the bucket



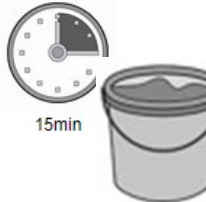
**7** Rinse the bucket with clean water



**8** Add 1 sanichlor tab to every 1.5L of water to the bucket



**9** Place shower head in bucket of diluted chemical and leave to soak for 15 minutes. Then rinse thoroughly with fresh water



15min