

# SURFACE/EQUIPMENT CLEANING & SANITISING (2 Stage – 1 min contact)

## Oasis Pro 20 Premium

### READ BEFORE STARTING PROCEDURE




Use your cleaning tools –  
Blue Paper Towel

Please reference the relevant  
Safety Data Sheets, risk  
assessment and safe system  
at work documents.




**1** **Always wear correct PPE**



**2** **Work Safely**  
Where necessary  
unplug item and  
ensure it is cool  
and empty



**3** Remove debris  
and heavy dirt  
before cleaning



**4** **To clean**  
Spray Oasis Pro  
20 directly on to  
the surface to be  
cleaned



**5** Clean area  
with blue  
paper towel.



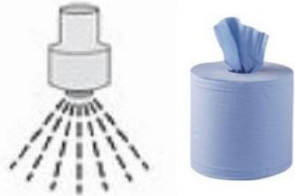
**6** **To sanitise**  
Spray Oasis Pro  
20 directly on to  
the surface to be  
cleaned



**7** Wipe area with  
blue paper  
towel.  
Allow 1min  
contact time



**8** Rinse with  
clean water  
and wipe with  
blue paper  
towel



**Please note for manual  
dosing of product – 1  
shot only required**

- Use this method to sanitise the following items:
- |                              |                      |                 |                       |
|------------------------------|----------------------|-----------------|-----------------------|
| Walk-in freezer              | Microwave oven       | Steamer         | Bain Marie            |
| Blast chiller                | Soup pot             | Rice cooker     | Pedal Bins            |
| Ice machine                  | Dumb waiter          | Chopping board  | Food Mixers           |
| Restaurant tables and chairs | Toaster              | Display cabinet | Food Slicers          |
| Food storage bins            | Racking and shelving | Tilting kettle  | Dishwashing Equipment |