





PRODUCT ASSESSMENT - CPA

The SDS for this product – although it is not specifically required – is available from: <https://en-uk.ecolab.com/sds-search>

Product Name & Description:		Aseptopol 76	Manual Pot & Pan disinfectant	
Product Classification: (in concentrate form)		 	Signal Word: Danger	 
Product Classification: (when diluted and in use)		Not a hazardous substance or mixture	* Causes serious eye irritation. * Causes skin irritation. * Very toxic to aquatic life.	You MUST refer to the CPAs for your PPE requirements
PPE Required (concentrated)		Eye/face protection (EN 166) : Safety glasses with side shields. Not required under SDS. However Gloves are a requirement for this product when used by ALL colleagues as per Compass policy and best practice.		
PPE Required (diluted)		Not required under SDS. However Gloves are a requirement for this product when used by ALL colleagues as per Compass policy and best practice.		
Activity Time	2-3 hours throughout the day		Dilution:	Yes: <input checked="" type="checkbox"/> No: <input type="checkbox"/>
Users:	Only Trained Personnel		Activity:	Manual Warewashing
Frequency of Use or Task	Hourly		Stage 1	Remove as much soil as possible before placing items in solution
	Daily	X	Stage 2	Add 4ml per 1ltr of water
	Weekly		Stage 3	Leave items in Aseptopol 76 solution for 5-15 minutes
	Monthly		Stage 4	Scrub items with pad or brush to remove all soil
	Infrequently		Stage 5	Rinse with clean water
Persons Exposed:	Users and persons in vicinity		Stage 6	Leave to air dry
Susceptible Workers:	N/A		Stage 7	
Stage 8				
First Aid Information:		Eye Contact:	Rinse immediately with plenty of water, also under the eyelids, for at least 15 minutes. Remove contact lenses, if present and easy to do. Continue rinsing. Get medical attention	Rinse with plenty of water
Product (in concentrate)		Skin Contact:	Rinse with plenty of water	Rinse with plenty of water
Product (At Use Dilution)		Inhalation:	Get medical attention if symptoms occur	Get medical attention if symptoms occur
Route of Exposure:		Ingestion:	Rinse mouth. Get medical attention if symptoms occur	Rinse mouth. Get medical attention if symptoms occur
<input checked="" type="checkbox"/>	<input checked="" type="checkbox"/>	<input checked="" type="checkbox"/>	<input checked="" type="checkbox"/>	
Fire Fighting Measures:		Use extinguishing measures that are appropriate to local circumstances and the surrounding environment		
Special Requirements:		Store in a cool dry room. Do not mix with other chemicals.		
Accidental Release Measures				
* If an accidental release occurs ensure people and colleagues are moved away.				
* Ensure the spill is dealt with by trained colleagues (i.e. know how to deal with spills and how to use spill kits) and wear appropriate PPE				
* Follow the Immediate Spill Response Plan contained within the Environment Toolkit and the Unit Managers Emergency Manual				
* If you have any queries please contact your HSE Manager or the HSE Helpline on				

All documentation is subject to review by Compass on submission and confirmation provided back to Ecolab that this is in line with the Compass processes.