




PRODUCT ASSESSMENT - CPA

The SDS for this product – although it is not specifically required – is available from: <https://en-uk.ecolab.com/sds-search>

Product Name & Description:		Into WC Super	Toilet cleaner and descaler	
Product Classification: (in concentrate form)			Signal Word: Danger	 
Product Classification: (when diluted and in use)		Not Classified	*May be corrosive to metals *Causes severe skin burns and eye damage *Harmful to aquatic life with long lasting effects	You MUST refer to the CPAs for your PPE requirements
PPE Required (concentrated)		Eye/face protection (EN 166) : Safety glasses with side shields. Gloves, Goggles are a requirement for this product when used by ALL colleagues as per Compass policy and best practice		
PPE Required (diluted)				
Activity Time	20 minutes		Dilution:	Yes: <input type="checkbox"/> No: <input checked="" type="checkbox"/>
Users:	Only Trained Personnel		Activity:	Cleaning toilet bowl
Frequency of Use or Task	Hourly		Stage 1	Flush toilet ,then lower the water level in the toilet bowl with toilet brush
	Daily	X	Stage 2	Apply product around toilet rim
	Weekly		Stage 3	Leave in contact for at least 5 minutes
	Monthly		Stage 4	Scrub with toilet brush to remove soils
	Infrequently		Stage 5	Flush toilet and rinse brush
Persons Exposed:	Users and persons in vicinity		Stage 6	Repeat process if necessary
Susceptible Workers:	N/A		Stage 7	
Stage 8				
First Aid Information:		Eye Contact: Rinse immediately with plenty of water, also under the eyelids, for at least 15 minutes. Remove contact lenses, if present and easy to do. Continue rinsing. Get medical attention		
Product (in concentrate)		Skin Contact: Wash off immediately with plenty of water for at least 15 minutes. Wash clothing before reuse. Thoroughly clean shoes before reuse. Get medical attention immediately		
Product (At Use Dilution)		Inhalation: Remove to fresh air. Treat symptomatically. Get medical attention if symptoms occur		
Route of Exposure:		Ingestion: Rinse mouth with water. Do NOT induce vomiting. Never give anything by mouth to an unconscious person. Get medical attention immediately		
EYES	SKIN	INHALATION	INGESTION	
<input checked="" type="checkbox"/>	<input checked="" type="checkbox"/>	<input checked="" type="checkbox"/>	<input checked="" type="checkbox"/>	
Fire Fighting Measures:		Use extinguishing measures that are appropriate to local circumstances and the surrounding environment		
Special Requirements:		Store in a cool dry room. Do not mix with other chemicals.		
Accidental Release Measures				
* If an accidental release occurs ensure people and colleagues are moved away.				
* Ensure the spill is dealt with by trained colleagues (i.e. know how to deal with spills and how to use spill kits) and wear appropriate PPE				
* Follow the Immediate Spill Response Plan contained within the Environment Toolkit and the Unit Managers Emergency Manual				
* If you have any queries please contact your HSE Manager or the HSE Helpline on				

All documentation is subject to review by Compass on submission and confirmation provided back to Ecolab that this is in line with the Compass processes.