




**PRODUCT ASSESSMENT - CPA**

The SDS for this product – although it is not specifically required – is available from: <https://en-uk.ecolab.com/sds-search>

<b>Product Name &amp; Description:</b>	<b>Pro shine Special</b>	Furniture Polish	
<b>Product Classification:</b> (in concentrate form)		<b>Signal Word:</b> <b>Warning</b>	 
<b>Product Classification:</b> (when diluted and in use)	<b>Not Classified</b>	*Causes serious eye irritation	<b>You MUST refer to the CPAs for your PPE requirements</b>

<b>PPE Required (concentrated)</b>	Eye/face protection (EN 166) : Safety glasses with side shields. Gloves and Goggles are a requirement for this product when used by ALL colleagues as per Compass policy and best practice.
<b>PPE Required (diluted)</b>	Not required under SDS. However Gloves and Goggles are a requirement for this product when used by ALL colleagues as per Compass policy and best practice.

<b>Activity Time</b>	2 minutes	<b>Dilution:</b>	Yes: <input type="checkbox"/> No: <input checked="" type="checkbox"/>
<b>Users:</b>	Only Trained Personnel	<b>Activity</b>	Cleaning furniture and wood surfaces
<b>Frequency of Use or Task</b>	Hourly	<b>Stage 1</b>	Apply Pro Shine Special onto a clean cloth
	Daily	<b>Stage 2</b>	Use the cloth to wipe the surface to be cleaned
	Weekly	<b>Stage 3</b>	Rub & polish the area gently
	Monthly	<b>Stage 4</b>	Repeat if necessary
	Infrequently	<b>X</b>	<b>Stage 5</b>
<b>Persons Exposed:</b>	Users and persons in vicinity	<b>Stage 6</b>	
<b>Susceptible Workers:</b>	N/A	<b>Stage 7</b>	
		<b>Stage 8</b>	

<b>First Aid Information:</b>	<b>Eye Contact:</b>	Rinse immediately with plenty of water, also under the eyelids, for at least 15 minutes. Remove contact lenses, if present and easy to do. Continue rinsing. Get medical attention									
<b>Product (in concentrate)</b>	<b>Skin Contact:</b>	Rinse with plenty of water									
<b>Product (At Use Dilution)</b>	<b>Inhalation:</b>	Get medical attention if symptoms occur									
<b>Route of Exposure:</b>	<b>Ingestion:</b>	Rinse mouth. Get medical attention if symptoms occur									
<table border="1"> <tr> <td>EYES</td> <td>SKIN</td> <td>INHALATION</td> <td>INGESTION</td> </tr> <tr> <td align="center"><input checked="" type="checkbox"/></td> <td align="center"><input checked="" type="checkbox"/></td> <td align="center"><input checked="" type="checkbox"/></td> <td align="center"><input checked="" type="checkbox"/></td> </tr> </table>	EYES	SKIN	INHALATION	INGESTION	<input checked="" type="checkbox"/>	<input checked="" type="checkbox"/>	<input checked="" type="checkbox"/>	<input checked="" type="checkbox"/>			
EYES	SKIN	INHALATION	INGESTION								
<input checked="" type="checkbox"/>	<input checked="" type="checkbox"/>	<input checked="" type="checkbox"/>	<input checked="" type="checkbox"/>								

<b>Fire Fighting Measures:</b>	Use extinguishing measures that are appropriate to local circumstances and the surrounding environment
<b>Special Requirements:</b>	Store in a cool dry room. Do not mix with other chemicals.

**Accidental Release Measures**

- \* If an accidental release occurs ensure people and colleagues are moved away.
- \* Ensure the spill is dealt with by trained colleagues (i.e. know how to deal with spills and how to use spill kits) and wear appropriate PPE
- \* Follow the Immediate Spill Response Plan contained within the Environment Toolkit and the Unit Managers Emergency Manual
- \* If you have any queries please contact your HSE Manager or the HSE Helpline on .....

All documentation is subject to review by Compass on submission and confirmation provided back to Ecolab that this is in line with the Compass processes.