


# AUTOMATIC FEED – SOLIDS – Apex Pot & Pan Soak


## READ BEFORE STARTING PROCEDURE




Please reference the relevant Safety Data Sheets, risk assessment and safe system at work documents.



**1** Always wear correct PPE



**2** Place the presoak tub under the dispenser. Press button to dose detergent and fill with water




**3** Soak pots & pans in warm solution for at least 15-20 minutes.



**4** Place pots & pans on racks. Do not rinse



**5** Run the rack through the dishwasher.

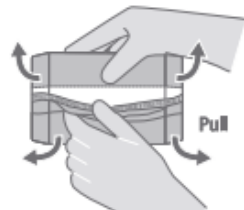


**1** REFILL


Check the product level daily and refill if necessary



**2** Remove the plastic foil from the detergent block



**3** Refill the dispenser



**4** Dispose of plastic foil via standard waste

