





PRODUCT ASSESSMENT - CPA

The SDS for this product – although it is not specifically required – is available from: <https://en-uk.ecolab.com/sds-search>

Product Name & Description:	Sirafan Speed	Surface Sanitiser	
Product Classification: (in concentrate form)	 	Signal Word: Danger	 
Product Classification: (when diluted and in use)	Not Classified	*Flammable liquid and vapour *Causes serious eye irritation *May cause drowsiness or dizziness	You MUST refer to the CPAs for your PPE requirements

PPE Required (concentrated)	Eye/face protection (EN 166) : Safety glasses with side shields. Gloves and Goggles are a requirement for this product when used by ALL colleagues as per Compass policy and best practice.
PPE Required (diluted)	Not required under SDS. However Gloves are requirement for this product when used by ALL colleagues as per Compass policy and best practice.

Activity Time	1 hour	Dilution:	Yes: <input type="checkbox"/> No: <input checked="" type="checkbox"/>	
Users:	Only Trained Personnel	Activity	Sanitising	
Frequency of Use or Task	Hourly	X	Stage 1	Remove any loose food debris from surface
	Daily		Stage 2	Clean all surfaces to be sanitised
	Weekly		Stage 3	Remove all loosened soils
	Monthly		Stage 4	Clean with paper towel. Pay special attention to corners
	Infrequently		Stage 5	Spray all surfaces with the Sirafan Speed
Persons Exposed:	Users and persons in vicinity			
Susceptible Workers:	N/A			
		Stage 6	Allow 1 minute contact time	
		Stage 7	Rinse surfaces with clean water	
		Stage 8	Wipe dry with paper towel	

First Aid Information:	Eye Contact:	Rinse immediately with plenty of water, also under the eyelids, for at least 15 minutes. Remove contact lenses, if present and easy to do. Continue rinsing. Get medical attention									
Product (in concentrate)	Skin Contact:	Rinse with plenty of water									
Product (At Use Dilution)	Inhalation:	Remove to fresh air. Treat symptomatically. Get medical attention if symptoms occur.									
Route of Exposure:	Ingestion:	Rinse mouth. Get medical attention if symptoms occur									
<table border="1"> <tr> <td>EYES</td> <td>SKIN</td> <td>INHALATION</td> <td>INGESTION</td> </tr> <tr> <td align="center"><input checked="" type="checkbox"/></td> <td align="center"><input checked="" type="checkbox"/></td> <td align="center"><input checked="" type="checkbox"/></td> <td align="center"><input checked="" type="checkbox"/></td> </tr> </table>	EYES	SKIN	INHALATION	INGESTION	<input checked="" type="checkbox"/>	<input checked="" type="checkbox"/>	<input checked="" type="checkbox"/>	<input checked="" type="checkbox"/>			
EYES	SKIN	INHALATION	INGESTION								
<input checked="" type="checkbox"/>	<input checked="" type="checkbox"/>	<input checked="" type="checkbox"/>	<input checked="" type="checkbox"/>								

Fire Fighting Measures:	Use extinguishing measures that are appropriate to local circumstances and the surrounding environment
Special Requirements:	Store in a cool dry room. Do not mix with other chemicals.

Accidental Release Measures

- * If an accidental release occurs ensure people and colleagues are moved away.
- * Ensure the spill is dealt with by trained colleagues (i.e. know how to deal with spills and how to use spill kits) and wear appropriate PPE
- * Follow the Immediate Spill Response Plan contained within the Environment Toolkit and the Unit Managers Emergency Manual
- * If you have any queries please contact your HSE Manager or the HSE Helpline on

All documentation is subject to review by Compass on submission and confirmation provided back to Ecolab that this is in line with the Compass processes.