

# FOOD SLICER – Oasis Pro 20 Premium

## READ BEFORE STARTING PROCEDURE



Use your cleaning tools –  
Blue Paper Towel


Please reference the relevant  
Safety Data Sheets, risk  
assessment and safe system  
at work documents.



WS.TC.079.01

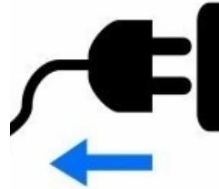
**1**

**Always wear correct PPE**




**2**

**Work Safely**  
Unplug item



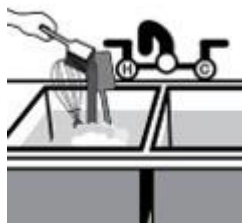
**3**

Remove debris  
and heavy dirt  
before cleaning




**4**

Removable parts  
can be cleaned  
in the sink and  
rinsed with clean  
water




**5**

Spray stationary  
parts with Oasis  
Pro 20. Clean  
with blue paper  
towel



**6**


Allow 5mins  
contact time



5 min


**7**

Rinse with  
clean water  
and allow to  
air dry



**8**

When parts  
are dry,  
reassemble  
the slicer



Helpline: 02920 855540

**ECOLAB**<sup>®</sup>