




**PRODUCT ASSESSMENT - CPA**

The SDS for this product – although it is not specifically required – is available from: <https://en-uk.ecolab.com/sds-search>

<b>Product Name &amp; Description:</b>	<b>Apex Pot &amp; Pan Soak</b>	Presoak - Dishwash product. Semi-Automatic process Dishwash product. Manual process	
<b>Product Classification:</b> (in concentrate form)		<b>Signal Word: <span style="color: red;">Danger</span></b>	 
<b>Product Classification:</b> (when diluted and in use)	<b>Not a hazardous substance or mixture</b>	* Causes serious eye damage	<b>You MUST refer to the CPAs for your PPE requirements</b>

<b>PPE Required (concentrated)</b>	Eye/face protection (EN 166) : Safety glasses with side shields. Not required under SDS. However Gloves are a requirement for this product when used by ALL colleagues as per Compass policy and best practice.
<b>PPE Required (diluted)</b>	Not required under SDS. However Gloves and Goggles are a requirement for this product when used by ALL colleagues as per Compass policy and best practice.

<b>Activity Time</b>	2 minutes	<b>Dilution:</b>	Yes: <input checked="" type="checkbox"/> No: <input type="checkbox"/>
<b>Users:</b>	Only Trained Personnel	<b>Activity:</b>	Replacing capsule. Removing lid from sealed container and placing into dispenser.
<b>Frequency of Use or Task</b>	Hourly	Stage 1	When dispenser is empty replace with new solid capsule
	Daily	Stage 2	Recycle empty container
	Weekly	Stage 3	
	Monthly	Stage 4	
	Infrequently	Stage 5	
<b>Persons Exposed:</b>	Users and persons in vicinity	Stage 6	
<b>Susceptible Workers:</b>	N/A	Stage 7	
		Stage 8	

<b>First Aid Information:</b>	<b>Eye Contact:</b>	Rinse immediately with plenty of water, also under the eyelids, for at least 15 minutes. Remove contact lenses, if present and easy to do. Continue rinsing. Get medical attention immediately	Rinse with plenty of water
<b>Product (in concentrate)</b>	<b>Skin Contact:</b>	Rinse with plenty of water	Rinse with plenty of water
<b>Product (At Use Dilution)</b>	<b>Inhalation:</b>	Remove to fresh air. Treat symptomatically. Get medical attention if symptoms occur.	Get medical attention if symptoms occur
<b>Route of Exposure:</b>	<b>Ingestion:</b>	Rinse mouth. Get medical attention if symptoms occur	Rinse mouth. Get medical attention if symptoms occur
<b>EYES</b>	<b>SKIN</b>	<b>INHALATION</b>	<b>INGESTION</b>
<input checked="" type="checkbox"/>	<input checked="" type="checkbox"/>	<input checked="" type="checkbox"/>	<input checked="" type="checkbox"/>

<b>Fire Fighting Measures:</b>	Use extinguishing measures that are appropriate to local circumstances and the surrounding environment
<b>Special Requirements:</b>	Store in a cool dry room. Do not mix with other chemicals.

**Accidental Release Measures**

- \* If an accidental release occurs ensure people and colleagues are moved away.
- \* Ensure the spill is dealt with by trained colleagues (i.e. know how to deal with spills and how to use spill kits) and wear appropriate PPE
- \* Follow the Immediate Spill Response Plan contained within the Environment Toolkit and the Unit Managers Emergency Manual
- \* If you have any queries please contact your HSE Manager or the HSE Helpline on .....

All documentation is subject to review by Compass on submission and confirmation provided back to Ecolab that this is in line with the Compass processes.