






PRODUCT ASSESSMENT - CPA

The SDS for this product – although it is not specifically required – is available from: <https://en-uk.ecolab.com/sds-search>

Product Name & Description:	Dip-it Plus	Powder Destainer	
Product Classification: (in concentrate form)	 	Signal Word: Danger	 
Product Classification: (when diluted and in use)		* Causes severe skin burns and eye damage * May cause respiratory irritation	You MUST refer to the CPAs for your PPE requirements

PPE Required (concentrated)	Eye/face protection (EN 166) : Safety glasses with side shield. Gloves and Goggles are a requirement for this product when used by ALL colleagues as per Compass policy and best practice.
PPE Required (diluted)	Eye/face protection (EN 166) : Safety glasses with side shield. Gloves and Goggles are a requirement for this product when used by ALL colleagues as per Compass policy and best practice.

Activity Time	20 minutes	Dilution:	Yes: <input checked="" type="checkbox"/> No: <input type="checkbox"/>
Users:	Only Trained Personnel	Activity:	Destaining
Frequency of Use or Task	Hourly	Stage 1	Fill sink with required level of warm water
	Daily	Stage 2	Dispense via the scoop 5g per 1L of water
	Weekly	Stage 3	Soak stained cups and crockery in solution
	Monthly	Stage 4	Leave in contact for 10 minutes
	Infrequently	X	Stage 5
Persons Exposed:	Users and persons in vicinity	Stage 6	
Susceptible Workers:	N/A	Stage 7	
		Stage 8	

First Aid Information:	Eye Contact:	Rinse immediately with plenty of water, also under the eyelids, for at least 15 minutes. Remove contact lenses, if present and easy to do. Continue rinsing. Get medical attention	Rinse immediately with plenty of water, also under the eyelids, for at least 15 minutes. Remove contact lenses, if present and easy to do. Continue rinsing. Get medical attention
Product (in concentrate)	Skin Contact:	Wash off immediately with plenty of water for at least 15 minutes. Wash clothing before reuse. Thoroughly clean shoes before reuse. Get medical attention immediatel	Wash off immediately with plenty of water for at least 15 minutes. Wash clothing before reuse. Thoroughly clean shoes before reuse. Get medical attention immediatel
Product (At Use Dilution)	Inhalation:	Remove to fresh air. Treat symptomatically. Get medical attention if symptoms occur.	Remove to fresh air. Treat symptomatically. Get medical attention if symptoms occur.
Route of Exposure:	Ingestion:	Rinse mouth with water. Do NOT induce vomiting. Never give anything by mouth to an unconscious person. If conscious, give 2 glasses of water. Get medical attention immediately	Rinse mouth with water. Do NOT induce vomiting. Never give anything by mouth to an unconscious person. If conscious, give 2 glasses of water. Get medical attention immediately
EYES	SKIN	INHALATION	INGESTION
<input checked="" type="checkbox"/>	<input checked="" type="checkbox"/>	<input checked="" type="checkbox"/>	<input checked="" type="checkbox"/>

Fire Fighting Measures:	Use extinguishing measures that are appropriate to local circumstances and the surrounding environment
Special Requirements:	Store in a cool dry room. Do not mix with other chemicals.

Accidental Release Measures

- * If an accidental release occurs ensure people and colleagues are moved away.
- * Ensure the spill is dealt with by trained colleagues (i.e. know how to deal with spills and how to use spill kits) and wear appropriate PPE
- * Follow the Immediate Spill Response Plan contained within the Environment Toolkit and the Unit Managers Emergency Manual
- * If you have any queries please contact your HSE Manager or the HSE Helpline on

All documentation is subject to review by Compass on submission and confirmation provided back to Ecolab that this is in line with the Compass processes.