





Product name and description:
Product classification: (in concentrate form) 
Product classification: (when diluted and in use)

PPE required (diluted):
PPE required (concentrated):

Activity time per shift:	1 minute	
Users:	Only Trained Personnel	
Frequency of use or task:	Hourly	
	Daily	X
	Weekly	
	Monthly	
	Infrequent	
Persons exposed:	Users and persons in vicinity	
Susceptible workers:	N/A	

ECO-CLIN TABS-88 - Dishwash and rinse aid individually wrapped tablets. Automatic process.
Signal Word : Danger   
<u>Causes serious eye damage.</u> <u>Harmful to aquatic life with long lasting effects.</u> You MUST refer to the CPAs & Task Cards for your PPE requirements.
N/A – Ready to use product.
Eye/face protection (EN 166): Safety goggles Gloves not required under SDS. However Gloves are requirement for this product when used by ALL colleagues as per Compass policy and best practice.

Dilution: YES <input type="checkbox"/> No <input checked="" type="checkbox"/>
--

Procedure – Re-filling domestic dishwasher tablet	
Stage 1	Place items to be cleaned in dish machine
Stage 2	Unwrap Eco-Clin tab and place in machine detergent compartment
Stage 3	Select programme and run wash cycle
	Refer to the <u>Eco-Clin Tablets 88 Dishwash Machine Task Card</u> for product application details.

First Aid Information:

Eye contact	Rinse immediately with plenty of water, also under the eyelids, for at least 15 minutes. Remove contact lenses, if present and easy to do. Continue rinsing. Get medical attention immediately.
Skin contact	Rinse with plenty of water.
If inhaled	Remove to fresh air. Treat symptomatically. Get medical attention if symptoms occur.
If swallowed	Rinse mouth. Get medical attention if symptoms occur.

Product Concentrated

At Use Dilution

Firefighting measures:

Use extinguishing measures that are appropriate to local circumstances and the surrounding environment.
Store in a cool dry room. Do not mix with other chemicals.

Special requirements:

Accidental Release Measures
<ul style="list-style-type: none"> • If an accidental release occurs ensure people and colleagues are moved away. • Ensure the spill is dealt with by trained colleagues (i.e. know how to deal with spills and how to use spill kits) and wear appropriate PPE. • Follow the Immediate Spill Response Plan contained within the Environment Toolkit and the Unit Managers Emergency Manual. • If you have any queries please contact your HSE Manager or the HSE Helpline on 0121 457 5194.