






<b>Product name and description:</b>	
<b>Product classification:</b> (Ready to Use)	 
<b>Product classification:</b> (when diluted and in use)	Not applicable

<b>PPE required (diluted):</b>
<b>PPE required (concentrated):</b>

<b>Activity time per shift:</b>	10 minutes	
<b>Users:</b>	Only Trained Personnel	
<b>Frequency of use or task:</b>	Hourly	
	Daily	
	Weekly	
	Monthly	
	Infrequent	X
<b>Persons exposed:</b>	Users and persons in vicinity	
<b>Susceptible workers:</b>	N/A	

<b>CARPET B</b> - Carpet or Upholstery cleaner. Manual process
Signal Word : <b>Warning</b>
Flammable liquid and vapour. Causes serious eye irritation.
  
You MUST refer to the CPAs & Task Cards for your PPE requirements.

N/A - Ready to Use Product
Eye/face protection (EN 166) : <b>Safety goggles</b> <b>Gloves</b> not required under SDS. However <b>Gloves</b> are requirement for this product when used by ALL colleagues as per Compass policy and best practice.

<b>Dilution:</b> YES <input type="checkbox"/> No <input checked="" type="checkbox"/>
--

<b>Procedure – Carpet Spotting</b>
Refer to the <b>Carpet B – Carpet Stain Removal Task Card</b> for product application details.

<b>First Aid Information:</b>
<b>Product Concentrated</b>
<b>At Use Dilution</b>

<b>Eye contact</b>	Rinse immediately with plenty of water, also under the eyelids, for at least 15 minutes. Remove contact lenses, if present and easy to do. Continue rinsing. Get medical attention.
<b>Skin contact</b>	Rinse with plenty of water.
<b>If inhaled</b>	Get medical attention if symptoms occur.
<b>If swallowed</b>	Rinse mouth. Get medical attention if symptoms occur.

<b>Firefighting measures:</b>
<b>Special requirements:</b>

Use extinguishing measures that are appropriate to local circumstances and the surrounding environment.
Store in a cool dry room. Do not mix with other chemicals.

<b>Accidental Release Measures</b>
<ul style="list-style-type: none"> <li>• If an accidental release occurs ensure people and colleagues are moved away.</li> <li>• Ensure the spill is dealt with by trained colleagues (i.e. know how to deal with spills and how to use spill kits) and wear appropriate PPE.</li> <li>• Follow the Immediate <b>Spill Response Plan</b> contained within the <b>Environment Toolkit</b> and the <b>Unit Managers Emergency Manual</b>.</li> <li>• If you have any queries please contact your <b>HSE Manager</b> or the <b>HSE Helpline</b> on <b>0121 457 5194</b>.</li> </ul>