






Product name and description:	
Product classification: (in concentrate form)	 
Product classification: (when diluted and in use)	Not a hazardous substance or mixture.

MIKRO-QUAT CLASSIC - Kitchen cleaner and surface disinfectant - manual process	
Signal Word : Danger	  
Causes severe skin burns and eye damage. Very toxic to aquatic life. Toxic to aquatic life with long lasting effects.	
You MUST refer to the CPAs & Task Cards for your PPE requirements.	
Not required under SDS. However Gloves are requirement for this product when used by ALL colleagues as per Compass policy and best practice.	
Eye/face protection (EN 166): Safety goggles Hand protection (EN 374): Gloves	

PPE required (diluted):
PPE required (concentrated):

Activity time per shift:	1 hour	
Users:	Only Trained Personnel	
Frequency of use or task:	Hourly	X
	Daily	
	Weekly	
	Monthly	
	Infrequent	
Persons exposed:	Users and persons in vicinity	
Susceptible workers:	N/A	

Dilution: YES <input checked="" type="checkbox"/> No <input type="checkbox"/>	Dispense via the pelican pump 4 pumps (40ml) per 10L water
--	--

Procedure - Dispensing from a 5L container into water filled sink.	
Stage 1	Fill sink to required level of water
Stage 2	Dispense via the pelican pump 4 pumps (40ml) per 10L water
Refer to the Mikro-Quat Classic – Equipment Sanitising Task Card for full product application details.	
When removing or replacing pelican pump in 5L bottle ensure that correct PPE is used.	

First Aid Information:

Product Concentrated

At Use Dilution

Eye contact	Rinse immediately with plenty of water, also under the eyelids, for at least 15 minutes. Remove contact lenses, if present and easy to do. Continue rinsing. Get medical attention immediately.	Rinse with plenty of water.
Skin contact	Wash off immediately with plenty of water for at least 15 minutes. Use a mild soap if available. Wash clothing before reuse. Thoroughly clean shoes before reuse. Get medical attention immediately.	Rinse with plenty of water.
If inhaled	Remove to fresh air. Treat symptomatically. Get medical attention if symptoms occur.	Get medical attention if symptoms occur.
If swallowed	Rinse mouth with water. Do NOT induce vomiting. Never give anything by mouth to an unconscious person. Get medical attention immediately.	Rinse mouth. Get medical attention if symptoms occur.

Firefighting measures:

Special requirements:

Use extinguishing measures that are appropriate to local circumstances and the surrounding environment.
Store in a cool dry room. Do not mix with other chemicals.

Accidental Release Measures

- If an accidental release occurs ensure people and colleagues are moved away.
- Ensure the spill is dealt with by trained colleagues (i.e. know how to deal with spills and how to use spill kits) and wear appropriate PPE.
- Follow the Immediate **Spill Response Plan** contained within the **Environment Toolkit** and the **Unit Managers Emergency Manual**.
- If you have any queries please contact your **HSE Manager** or the **HSE Helpline** on **0121 457 5194**.