

Desguard 20 – Surface Sanitising Non Catering Non Healthcare (2 stage)



HS/TC/112/01 – May 2020

READ BEFORE STARTING



Wear PPE where advised in each step

GLOVES & GOGGLES

You MUST refer to the CPAs & Task Cards for your PPE Requirements




USE BIOCIDES SAFELY. ALWAYS READ THE LABEL AND PRODUCT INFORMATION BEFORE USE


1 Remove any loose food debris



3 Spray cloth with Desguard 20 solution. Wipe surface to clean. Remove all loosened soils.




5 Allow 15 minute contact time




7 Wipe dry with paper towel



2 Fill correctly labelled spray bottle with 600ml of clean water and add via pelican pump 10ml of Desguard 20 and re-fit trigger. - 1 pump per 600ml bottle



4 Spray clean cloth with Desguard20 solution. Wipe surface to be disinfected, ensuring it is thoroughly wet 10ml / 1pump per 600ml trigger via dispenser



6 Rinse surfaces with clean water



If in any doubt about the PPE required, please refer to the separate COSHH Product Assessment or your HSE Manager