

Kitchen Pro Manual & Aseptopol EL75 - TWO STAGE MANUAL WASHING UP



HS/TC/022/03 August 2017

READ BEFORE STARTING



Wear PPE where advised in each step

GLOVES, & GOGGLES

You MUST refer to the CPAs & Task Cards for your PPE Requirements

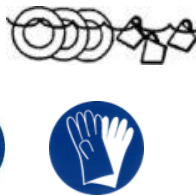


Kitchen Pro Manual




Aseptopol


1 Place items in sink and add 1 dose 12ml to 15ml per 30L of water dependent upon soiling




2 Allow contact time for soils to loosen




3 Scrub if necessary




4 Rinse with clean water




5 Add Aseptopol to the second stage sink x2 pumps per 10L of water



6 Place items in second stage sink/bowl allow contact time of 5 minutes



7 Rinse with clean water



8 Leave to air dry

