



COSHH PRODUCT ASSESSMENT (HS/CPA/152/01 August 2021)

The MSDS For This Product – Although It Is Not Specifically Required - Is Available from <https://safetydata.ecolab.eu/>

Product name:	
Product description:	
Product classification: (in concentrate form)	 

Product classification: when diluted and in use	 
---	---

Activity time per shift:	10 - 20 minutes	
Users:	Only trained personnel	
Frequency of use or task:	Hourly	
	Daily	
	Weekly	X
	Monthly	
	Infrequent	
Persons exposed:	Users and persons in vicinity	
Susceptible workers:	N/A	

PPE required (diluted):
PPE required (concentrated):

First Aid Information:

Fire fighting media:

Special requirements:





Absorbit – Heavy Duty Detergent Degreaser & Fryer Cleaner
Absorbit is a high alkaline formula which cuts through grease with minimal effort and increased productivity.
Harmful and Corrosive

The hazard pictogram on the product container may be different to that on the CPA & Task Cards. You MUST refer to the CPAs & Task Cards for your PPE Requirements

Harmful and Corrosive

Dilution: Yes <input checked="" type="checkbox"/> No <input type="checkbox"/> 20-30g Absorbit per Litre of Water
--

Procedure – For cleaning fryers and brat pans (Stage 1 – 7), filters and oven shelves (Stage 8 -9)	
Stage 1	Check product label and hazard information before use
Stage 2	Wear suitable protective clothing when handling the product
Stage 3	Remove oil or fat and loose debris
Stage 4	Fill the fryer / brat pan with water up to the maximum level
Stage 5	Add 20-30 g Absorbit per litre of water and stir thoroughly to dissolve
Stage 6	Leave it soaking for 10-20 minutes at 90°C (do not boil)
Stage 7	Rinse with clean water
Stage 8	Fill a clean sink with hot water 60°C-80°C & add Absorbit 20g/L. Stir to dissolve
Stage 9	Add the dirty objects & soak them for 10-20 minutes. Rinse with clean water.

Goggles EN166 and Gloves EN374 Obtain from approved suppliers	 
Goggles EN166 and Gloves EN374 Obtain from approved suppliers	 

Inhalation	Remove to fresh air. Treat symptomatically. Get medical attention if symptoms occur.
Ingestion	Rinse mouth with water. Do NOT induce vomiting. Never give anything by mouth to an unconscious person. Get medical attention immediately.
Skin contact	Wash off immediately with plenty of water for at least 15 minutes. Use a mild soap if available. Wash clothing before reuse. Thoroughly clean shoes before reuse. Get medical attention immediately
Eye contact	Rinse immediately with plenty of water, also under the eyelids, for at least 15 minutes. Remove contact lenses, if present and easy to do. Continue rinsing. Get medical attention immediately.

In case of fire, use water spray (fog), foam, dry chemical or CO ₂

Store in a cool dry room. Do not mix with other chemicals.
--

Accidental Release Measures

- If an accidental release occurs ensure people and colleagues are moved away.
- Ensure the spill is dealt with by trained colleagues (i.e. know how to deal with spills and how to use spill kits) and wear appropriate PPE
- Follow the Immediate Spill Response Plan contained within the Environment Toolkit and the Unit Managers Emergency Manual
- If you have any queries please contact your HSE Manager or the HSE Helpline on 0121 457 5194.