

Aseptopol EL75 – MANUAL POT AND PAN WASHING



HS/TC/001/03 – August 2017

READ BEFORE STARTING




Wear PPE where advised in each step

GLOVES & GOGGLES


You MUST refer to the CPAs & Task Cards for your PPE Requirements





1 Fill sink to required level of water.




2 Dispense x 2 pumps (60ml) of Aseptopol into 10L water via pelican pump.





3 Remove soil as needed using correct cleaning tools and submerge in sink


4 Leave in contact for at least 5 to 10 minutes



5 Scrub items with pad or brush to remove all soil if necessary.

6 Rinse with clean water



7 Leave to air dry

