






COSHH PRODUCT ASSESSMENT (HS/CPA/047/03 – August 2017)

The MSDS For This Product – Although It Is Not Specifically Required - Is Available from <https://safetydata.ecolab.eu/>

Product name and description:	
Product classification: (in concentrate form)	 
Product classification: (when diluted and in use)	Diluted automatically into dishwasher

SOLID HERO - Dishwash and rinse aid product; Automatic process		
Signal Word : Danger	 	
<u>Causes severe skin burns and eye damage.</u> <u>Toxic to aquatic life with long lasting effects.</u>		
You MUST refer to the CPAs & Task Cards for your PPE requirements.		

PPE required (diluted):
PPE required (concentrated):

N/A- Ready to use product diluted automatically into dishwasher.
Eye/face protection (EN 166): Safety goggles Hand protection (EN 374) : Gloves

Activity time per shift:	1 minute	
Users:	Only Trained Personnel	
Frequency of use or task:	Hourly	
	Daily	
	Weekly	X
	Monthly	
	Infrequent	
Persons exposed:	Users and persons in vicinity	
Susceptible workers:	N/A	

Dilution: YES <input type="checkbox"/> No <input checked="" type="checkbox"/>
--

Procedure – replacing capsule. Removing lid from sealed container and placing into dispenser.	
Stage 1	When alarm sounds remove empty capsule from dispenser
Stage 2	Remove cap from new capsule
Stage 3	Place new capsule into dispenser and re-set alarm
Refer to the Solid Hero, Solid Power XL, Solid Protect & Solid Clean M – Dishwasher Auto-Feed Solids Task Card for full product application details.	

First Aid Information:

Product Concentrated

At Use Dilution

Eye contact	Rinse immediately with plenty of water, also under the eyelids, for at least 15 minutes. Remove contact lenses, if present and easy to do. Continue rinsing. Get medical attention immediately.
Skin contact	Wash off immediately with plenty of water for at least 15 minutes. Use a mild soap if available. Wash clothing before reuse. Thoroughly clean shoes before reuse. Get medical attention immediately.
If inhaled	Remove to fresh air. Treat symptomatically. Get medical attention if symptoms occur.
If swallowed	Rinse mouth with water. Do NOT induce vomiting. Never give anything by mouth to an unconscious person. Get medical attention immediately.

Firefighting measures:

Use extinguishing measures that are appropriate to local circumstances and the surrounding environment.

Special requirements:

Store in a cool dry room. Do not mix with other chemicals.

Accidental Release Measures
<ul style="list-style-type: none"> • If an accidental release occurs ensure people and colleagues are moved away. • Ensure the spill is dealt with by trained colleagues (i.e. know how to deal with spills and how to use spill kits) and wear appropriate PPE. • Follow the Immediate Spill Response Plan contained within the Environment Toolkit and the Unit Managers Emergency Manual. • If you have any queries please contact your HSE Manager or the HSE Helpline on 0121 457 5194.