

# Aseptopol EL76 – Surface Disinfection & Food Preparation Sanitisation(2 stage)

HS.TC.116.02 – Sep 2022

## READ BEFORE STARTING



Wear PPE where advised in each step

**GLOVES & GOGGLES**

You MUST refer to the CPAs & Task Cards for your PPE Requirements




USE BIOCIDES SAFELY. ALWAYS READ THE LABEL AND PRODUCT INFORMATION BEFORE USE


**1** Remove any loose soils




**3** Spray cloth with Aseptopol EL76 solution. Wipe surface to clean. Remove all loosened soils.




**5** Allow 1 minute contact time




**7** Wipe dry with paper towel



**2** Fill correctly labelled spray bottle with 600ml of clean water and 10ml of Aseptopol EL76 and re-fit trigger. - 1 pelican pump per 600ml bottle



**4** Spray clean cloth with Aseptopol EL76 solution. Wipe surface to be disinfected, ensuring it is thoroughly wet (10ml per 600ml trigger via dispenser)



**6** Rinse surfaces with clean water



If in any doubt about the PPE required, please refer to the separate COSHH Product Assessment or your HSE Manager