





<b>Product name and description:</b>
<b>Product classification:</b> (in concentrate form) 
<b>Product classification:</b> (when diluted and in use)

<b>PPE required (diluted):</b>
<b>PPE required (concentrated):</b>

<b>Activity time per shift:</b>	10 minutes	
<b>Users:</b>	Only Trained Personnel	
<b>Frequency of use or task:</b>	Hourly	
	Daily	X
	Weekly	
	Monthly	
	Infrequent	
<b>Persons exposed:</b>	Users and persons in vicinity	
<b>Susceptible workers:</b>	N/A	

<b>REGAIN ULTRA</b> - Floor cleaner degreaser-heavy duty.
Signal Word : <b>Danger</b>   
<u>Causes severe skin burns and eye damage.</u>
You <b>MUST</b> refer to the CPAs & Task Cards for your PPE requirements.
Not required under SDS. However <b>Gloves</b> are requirement for this product when used by ALL colleagues as per Compass policy and best practice.
Eye/face protection (EN 166): <b>Safety goggles</b> Hand protection (EN 374): <b>Gloves</b>

<b>Dilution:</b> YES <input checked="" type="checkbox"/> No <input type="checkbox"/> <b>2 pumps (20ml) per 5L of warm water</b>
---

<b>Procedure – Dispensing of product into water filled bucket via pelican pump</b>	
<b>Stage 1</b>	Fill bucket to required level with warm water
<b>Stage 2</b>	Dispense via the pelican pump 2 pumps (20ml) into 5L bucket of warm water
<b>Stage 3</b>	Apply solution to floor and clean with mop
	<b>Refer to the <u>Regain Ultra – Floor Cleaning Task Card</u> for full product application details.</b>
	<b><u>When removing or replacing trigger/pelican pump, ensure that correct PPE is used.</u></b>

<b>First Aid Information:</b>
<b>Product Concentrated</b>
<b>At Use Dilution</b>

<b>Eye contact</b>	Rinse immediately with plenty of water, also under the eyelids, for at least 15 minutes. Remove contact lenses, if present and easy to do. Continue rinsing. Get medical attention immediately.
<b>Skin contact</b>	Wash off immediately with plenty of water for at least 15 minutes. Use a mild soap if available. Wash clothing before reuse. Thoroughly clean shoes before reuse. Get medical attention immediately.
<b>If inhaled</b>	Rinse mouth with water. Do NOT induce vomiting. Never give anything by mouth to an unconscious person. Get medical attention immediately.
<b>If swallowed</b>	Remove to fresh air. Treat symptomatically. Get medical attention if symptoms occur.

<b>Firefighting measures:</b>
<b>Special requirements:</b>

Use extinguishing measures that are appropriate to local circumstances and the surrounding environment.
Store in a cool dry room. Do not mix with other chemicals.

<b>Accidental Release Measures</b>
<ul style="list-style-type: none"> <li>• If an accidental release occurs ensure people and colleagues are moved away.</li> <li>• Ensure the spill is dealt with by trained colleagues (i.e. know how to deal with spills and how to use spill kits) and wear appropriate PPE.</li> <li>• Follow the Immediate <b>Spill Response Plan</b> contained within the <b>Environment Toolkit</b> and the <b>Unit Managers Emergency Manual</b>.</li> <li>• If you have any queries please contact your <b>HSE Manager</b> or the <b>HSE Helpline</b> on <b>0121 457 5194</b>.</li> </ul>