







<b>Product name and description:</b>
<b>Product classification:</b> (in concentrate form) 
<b>Product classification:</b> (when diluted and in use)

<b>PPE required (diluted):</b>
<b>PPE required (concentrated):</b>

<b>Activity time per shift:</b>	2 minutes	
<b>Users:</b>	Only Trained Personnel	
<b>Frequency of use or task:</b>	Hourly	
	Daily	
	Weekly	X
	Monthly	
	Infrequent	
<b>Persons exposed:</b>	Users and persons in vicinity	
<b>Susceptible workers:</b>	N/A	

<b>TRUMP HYDRO SPECIAL &amp; TRUMP XL SPECIAL</b> - Dishwash and rinse aid product - automatic process.
Signal Word : <b>Danger</b>     
May be corrosive to metals. Causes severe skin burns and eye damage.
You MUST refer to the CPAs & Task Cards for your PPE requirements.
Not required under SDS. However <b>Gloves</b> are requirement for this product when used by ALL colleagues as per Compass policy and best practice.
Eye/face protection (EN 166) : <b>Safety goggles</b> Hand protection (EN 374) : <b>Gloves</b> Skin and body protection (EN 14605): <b>suitable protective gloves, safety goggles and protective clothing</b>

<b>Dilution:</b> YES <input type="checkbox"/> No <input checked="" type="checkbox"/>
--

<b>Procedure – replacing empty container with new container, and inserting feed tube.</b>	
<b>Stage 1</b>	Undo cap on empty bottle and carefully remove feed pipe
<b>Stage 2</b>	Remove empty bottle and replace with new bottle
<b>Stage 3</b>	Undo cap on new bottle and carefully place in feed pipe
<b>Stage 4</b>	Tighten cap
<b>Refer to the <u>Trump Hydro Special, Trump XL Special &amp; Trump Metal Pro Special – Dishwasher Auto-Feed Task Card for full product application details.</u></b>	
<b><u>When removing or replacing feed pump, ensure that correct PPE is used.</u></b>	

<b>First Aid Information:</b>
<b>Product Concentrated</b>
<b>At Use Dilution</b>

<b>Eye contact</b>	Rinse immediately with plenty of water, also under the eyelids, for at least 15 minutes. Remove contact lenses, if present and easy to do. Continue rinsing. Get medical attention immediately.
<b>Skin contact</b>	Wash off immediately with plenty of water for at least 15 minutes. Use a mild soap if available. Wash clothing before reuse. Thoroughly clean shoes before reuse. Get medical attention immediately.
<b>If inhaled</b>	Remove to fresh air. Treat symptomatically. Get medical attention if symptoms occur.
<b>If swallowed</b>	Rinse mouth with water. Do NOT induce vomiting. Never give anything by mouth to an unconscious person. Get medical attention immediately.

<b>Firefighting measures:</b>
<b>Special requirements:</b>

Use extinguishing measures that are appropriate to local circumstances and the surrounding environment.
Store in a cool dry room. Do not mix with other chemicals.

<b>Accidental Release Measures</b>
<ul style="list-style-type: none"> <li>• If an accidental release occurs ensure people and colleagues are moved away.</li> <li>• Ensure the spill is dealt with by trained colleagues (i.e. know how to deal with spills and how to use spill kits) and wear appropriate PPE.</li> <li>• Follow the Immediate <b>Spill Response Plan</b> contained within the <b>Environment Toolkit</b> and the <b>Unit Managers Emergency Manual</b>.</li> <li>• If you have any queries please contact your <b>HSE Manager</b> or the <b>HSE Helpline</b> on <b>0121 457 5194</b>.</li> </ul>