






Product name and description:	
Product classification: (in concentrate form)	
Product classification: (when diluted and in use)	Not Applicable

SAVOL BEERLINE CLEANER - Process cleaner. Cleaning In place (CIP) process	
Signal Word : Danger	   
Causes severe skin burns and eye damage.	
You MUST refer to the CPAs & Task Cards for your PPE requirements.	

PPE required (diluted):
PPE required (concentrated):

N/A – Ready to Use Product (RTU)
Eye/face protection (EN 166):Highly recommended : Goggles Hand protection (EN 374):Highly recommended : Gloves Skin and body protection (EN 14605): should be selected based on the task being performed and the risks involved and should be approved by a specialist before handling this product.

Activity time per shift:	30 minutes	
Users:	Only Trained Personnel	
Frequency of use or task:	Hourly	
	Daily	
	Weekly	
	Monthly	
	Infrequent	X
Persons exposed:	Users and persons in vicinity	
Susceptible workers:	N/A	

Dilution: YES <input type="checkbox"/> No <input checked="" type="checkbox"/>
--

Procedure – applying product into Beerline system	
Stage 1	Pre-flush system thoroughly to remove beer residues as per manufacturer instructions
Stage 2	Undo cap on bottle and carefully dose into a separate cleaning bottle with the required amount of water for the number of lines being cleaned (see task card for dosage guide)
Stage 3	Pull solution through system several times during a minimum 30 minute contact time
Stage 4	Re-place cap on bottle and put in safe storage location
Refer to the <u>Savol Beerline Cleaner Task Card</u> for full product application details.	
<u>When removing or replacing trigger/feed pump ensure that correct PPE is used.</u>	

First Aid Information:

Product Concentrated

At Use Dilution

Eye contact	Immediately flush eyes with plenty of water, occasionally lifting the upper and lower eyelids. Check for and remove any contact lenses. Continue to rinse for at least 15 minutes. Chemical burns must be treated promptly by a physician. Get medical attention immediately.
Skin contact	Flush contaminated skin with plenty of water. Remove contaminated clothing and shoes. Continue to rinse for at least 15 minutes. Chemical burns must be treated promptly by a physician. Wash contaminated clothing before reusing. Clean shoes thoroughly before reuse. Get medical attention immediately.
If inhaled	Remove victim to fresh air and keep at rest in a position comfortable for breathing. If not breathing, if breathing is irregular or if respiratory arrest occurs, provide artificial respiration or oxygen by trained personnel. If unconscious, place in recovery position and get medical attention immediately. Maintain an open airway. Loosen tight clothing such as a collar, tie, belt or waistband. Get medical attention immediately.
If swallowed	Wash out mouth with water. Remove dentures if any. If material has been swallowed and the exposed person is conscious, give small quantities of water to drink. Stop if the exposed person feels sick as vomiting may be dangerous. Do not induce vomiting unless directed to do so by medical personnel. If vomiting occurs, the head should be kept low so that vomit does not enter the lungs. Chemical burns must be treated promptly by a physician. Never give anything by mouth to an unconscious person. If unconscious, place in recovery position and get medical attention immediately. Maintain an open airway. Loosen tight clothing such as a collar, tie, belt or waistband. Remove victim to fresh air and keep at rest in a position comfortable for breathing. Get medical attention immediately.

Firefighting measures:

Use extinguishing measures that are appropriate to local circumstances and the surrounding environment.

Special requirements:

Store in a cool dry room. Do not mix with other chemicals.

Accidental Release Measures

- If an accidental release occurs ensure people and colleagues are moved away.
- Ensure the spill is dealt with by trained colleagues (i.e. know how to deal with spills and how to use spill kits) and wear appropriate PPE.
- Follow the Immediate **Spill Response Plan** contained within the **Environment Toolkit** and the **Unit Managers Emergency Manual**.
- If you have any queries please contact your **HSE Manager** or the **HSE Helpline** on **0121 457 5194**.