





Product name and description:
Product classification: (in concentrate form) 
Product classification: (when diluted and in use)

LIME-A-WAY SPECIAL - Descaling agent. Manual process.
Signal Word: Warning   
<u>May be corrosive to metals.</u> <u>Causes serious eye irritation.</u>
You MUST refer to the CPAs & Task Cards for your PPE requirements.

PPE required (diluted):
PPE required (concentrated):

Not required under SDS. However Gloves are requirement for this product when used by ALL colleagues as per Compass policy and best practice.
Eye/face protection (EN 166) : Safety glasses with side-shields Gloves are not required under SDS. However Gloves are requirement for this product when used by ALL colleagues as per Compass policy and best practice.

Activity time per shift:	10 minutes	
Users:	Only Trained Personnel	
Frequency of use or task:	Hourly	
	Daily	
	Weekly	
	Monthly	
	Infrequent	X
Persons exposed:	Users and persons in vicinity	
Susceptible workers:	N/A	

Dilution: YES <input checked="" type="checkbox"/> No <input type="checkbox"/> Apply product through squeeze nozzle directly into kettle 50ml to 500ml water
--

Procedure – applying product into kettle through squeeze nozzle.	
Stage 1	Fill kettle with warm water until the open elements are submerged
Stage 2	Apply product through squeeze nozzle directly Stage 2 into kettle (10% ratio)
Refer to the <u>Lime-A-Way Special – Kettle Descaling Task Card</u> for full product application details.	

First Aid Information:

Eye contact	Rinse immediately with plenty of water, also under the eyelids, for at least 15 minutes. Remove contact lenses, if present and easy to do. Continue rinsing. Get medical attention.
Skin contact	Rinse with plenty of water.
If inhaled	Get medical attention if symptoms occur.
If swallowed	Rinse mouth. Get medical attention if symptoms occur.

Product Concentrated

At Use Dilution

Firefighting measures:

Use extinguishing measures that are appropriate to local circumstances and the surrounding environment.

Special requirements:

Store in a cool dry room. Do not mix with other chemicals.
--

Accidental Release Measures
<ul style="list-style-type: none"> • If an accidental release occurs ensure people and colleagues are moved away. • Ensure the spill is dealt with by trained colleagues (i.e. know how to deal with spills and how to use spill kits) and wear appropriate PPE. • Follow the Immediate Spill Response Plan contained within the Environment Toolkit and the Unit Managers Emergency Manual. • If you have any queries please contact your HSE Manager or the HSE Helpline on 0121 457 5194.