





<b>Product name and description:</b>
<b>Product classification:</b> (in concentrate form) 
<b>Product classification:</b> (when diluted and in use)

<b>PPE required (diluted):</b>
<b>PPE required (concentrated):</b>

<b>Activity time per shift:</b>	30 minutes	
<b>Users:</b>	Only Trained Personnel	
<b>Frequency of use or task:</b>	Hourly	
	Daily	
	Weekly	
	Monthly	
	Infrequent	X
<b>Persons exposed:</b>	Users and persons in vicinity	
<b>Susceptible workers:</b>	N/A	

<b>BENDUROL MAXX</b> - Floor stripper - Manual & Semi-Automatic process
Signal Word : <b>Warning</b>   
Causes skin irritation. Causes serious eye irritation.
You <b>MUST</b> refer to the CPAs & Task Cards for your PPE requirements.
Not required under SDS. However <b>Gloves</b> are requirement for this product when used by ALL colleagues as per Compass policy and best practice.
Eye/face protection (EN 166) : <b>Safety glasses with side-shields</b> Hand protection (EN 374) : <b>Gloves</b>

<b>Dilution:</b> YES <input checked="" type="checkbox"/> No <input type="checkbox"/> Dispense via the pelican pump 1:10 to 1:3 solution
---

<b>Procedure – Dispensing from 5L container in to bucket</b>	
<b>Stage 1</b>	Fill bucket with required level of water
<b>Stage 2</b>	Dispense Bendurol Maxx into water via the pelican pump 1:10 to 1:3 solution
	<b>Refer to the <u>Bendurol Maxx Floor Polish Stripping Task Card</u> for product application details.</b>
	<b><u>When removing or replacing trigger/pelican pump ensure that correct PPE is used.</u></b>

<b>First Aid Information:</b>
<b>Product Concentrated</b>
<b>At Use Dilution</b>

<b>Eye contact</b>	Rinse immediately with plenty of water, also under the eyelids, for at least 15 minutes. Remove contact lenses, if present and easy to do. Continue rinsing. Get medical attention.
<b>Skin contact</b>	Wash off immediately with plenty of water for at least 15 minutes. Use a mild soap if available. Get medical attention if irritation develops and persists.
<b>If inhaled</b>	Get medical attention if symptoms occur.
<b>If swallowed</b>	Rinse mouth. Get medical attention if symptoms occur.

<b>Firefighting measures:</b>
<b>Special requirements:</b>

Use extinguishing measures that are appropriate to local circumstances and the surrounding environment.
Store in a cool dry room. Do not mix with other chemicals.

<b>Accidental Release Measures</b>
<ul style="list-style-type: none"> <li>• If an accidental release occurs ensure people and colleagues are moved away.</li> <li>• Ensure the spill is dealt with by trained colleagues (i.e. know how to deal with spills and how to use spill kits) and wear appropriate PPE.</li> <li>• Follow the Immediate <b>Spill Response Plan</b> contained within the <b>Environment Toolkit</b> and the <b>Unit Managers Emergency Manual</b>.</li> <li>• If you have any queries please contact your <b>HSE Manager</b> or the <b>HSE Helpline</b> on <b>0121 457 5194</b>.</li> </ul>